


GEBERIT AG FUTURE (GBRI) - EUX/202405

2024/04/25 18:46:49

Price
483.6309 CHF

Difference  **-1.31% (-6.43)**

General attributes

Symbol	GBRIK24
Exchange	Eurex
Currency	CHF
Security type	Future
Underlying	GEBERIT AG
Maturity	05-2024
Contract size	100

Market data

Bid (Bid size)	- CHF (-)
Ask (Ask size)	- CHF (-)
Open	483.6309 CHF
High	483.6309 CHF
Low	483.6309 CHF
Close (prev. day)	490.0578 CHF
Underlying	GEBERIT AG
Underlying price (date)	483.20 (24/04/25)
Settlement price (date)	483.63 (24/04/25)
Open Interest	0

Performance and Risk

	6m	1y	3y
Perf (%)	+19.21%	-1.07%	-
Perf (abs.)	+78.97	-5.28	-
Beta	-	-	-
Volatility	25.58	-	-

Futures and Options

Related Futures	-
Related Options	-












Information about previous performance does not guarantee future performance.
 Source: FactSet

Price data

Ø price 5 days Ø volume 5 days (pcs.)	488.6917 CHF (0)
Ø price 30 days Ø volume 30 days (pcs.)	509.7919 CHF (53)
Ø price 100 days Ø volume 100 days (pcs.)	505.8214 CHF (16)
Ø price 250 days Ø volume 250 days (pcs.)	479.3609 CHF (6)
YTD High date	536.3753 CHF (2024/03/21)
YTD Low date	478.5777 CHF (2024/01/18)
52 Weeks High date	- CHF (-)
52 Weeks Low date	- CHF (-)

Recent Research

on underlying on sector on market			
Date		Headline	Download
2022/12/19		Global Equity Ratings	
2022/12/19		Aktienempfehlungen Global	
2022/11/28		Global Equity Ratings	
2022/11/28		Aktienempfehlungen Global	
2022/11/18		Global Equity Ratings	