

APPLE INC. FUTURE (AAPH) - EUX/202405

2024/05/10 18:28:51

Price
182.7185 USD

Difference  **-0.69% (-1.27)**

General attributes

Symbol	AAPHK24
Exchange	Eurex
Currency	USD
Security type	Future
Underlying	APPLE INC
Maturity	05-2024
Contract size	100

Market data

Bid (Bid size)	- USD (-)
Ask (Ask size)	- USD (-)
Open	182.7185 USD
High	182.7185 USD
Low	182.7185 USD
Close (prev. day)	183.9839 USD
Underlying	APPLE INC
Underlying price (date)	183.05 (24/05/10)
Settlement price (date)	182.72 (24/05/10)
Open Interest	0

Performance and Risk

	6m	1y	3y
Perf (%)	-3.78%	+0.50%	-
Perf (abs.)	-7.18	+0.92	-
Beta	-	-	-
Volatility	21.94	20.63	-

Futures and Options

Related Futures	-
Related Options	-












Information about previous performance does not guarantee future performance.
Source: FactSet

Price data

Ø price 5 days Ø volume 5 days (pcs.)	182.6106 USD (0)
Ø price 30 days Ø volume 30 days (pcs.)	173.1008 USD (0)
Ø price 100 days Ø volume 100 days (pcs.)	182.2455 USD (0)
Ø price 250 days Ø volume 250 days (pcs.)	186.6653 USD (0)
YTD High date	198.8783 USD (2024/01/25)
YTD Low date	165.4171 USD (2024/04/19)
52 Weeks High date	204.8136 USD (2023/07/28)
52 Weeks Low date	55.6254 USD (2023/12/14)

Recent Research

on underlying	on sector	on market	
Date		Headline	Download
2024/04/26		Global Equity Ratings	
2024/04/26		Aktienempfehlungen Global	
2024/04/03		Global Equity Ratings	
2024/04/03		Aktienempfehlungen Global	
2024/03/13		Global Equity Ratings	