

APPLE INC. FUTURE (AAPH) - EUX/202405

2024/05/02 18:23:03

Price
171.9482 USD

Difference  **-1.25% (-2.17)**

General attributes

Symbol	AAPHK24
Exchange	Eurex
Currency	USD
Security type	Future
Underlying	APPLE INC
Maturity	05-2024
Contract size	100

Market data

Bid (Bid size)	- USD (-)
Ask (Ask size)	- USD (-)
Open	171.9482 USD
High	171.9482 USD
Low	171.9482 USD
Close (prev. day)	174.12 USD
Underlying	APPLE INC
Underlying price (date)	173.18 (24/05/02)
Settlement price (date)	171.95 (24/05/02)
Open Interest	0

Performance and Risk

	6m	1y	3y
Perf (%)	-5.48%	-2.15%	-
Perf (abs.)	-9.96	-3.78	-
Beta	-	-	-
Volatility	19.39	20.00	-

Futures and Options

Related Futures	-
Related Options	-













Information about previous performance does not guarantee future performance.
Source: FactSet

Price data

Ø price 5 days Ø volume 5 days (pcs.)	172.1041 USD (0)
Ø price 30 days Ø volume 30 days (pcs.)	171.3567 USD (0)
Ø price 100 days Ø volume 100 days (pcs.)	183.2165 USD (0)
Ø price 250 days Ø volume 250 days (pcs.)	186.6116 USD (0)
YTD High date	198.8783 USD (2024/01/25)
YTD Low date	165.4171 USD (2024/04/19)
52 Weeks High date	204.8136 USD (2023/07/28)
52 Weeks Low date	55.6254 USD (2023/12/14)

Recent Research

on underlying	on sector	on market	
Date		Headline	Download
2024/04/26		Global Equity Ratings	
2024/04/26		Aktienempfehlungen Global	
2024/04/03		Global Equity Ratings	
2024/04/03		Aktienempfehlungen Global	
2024/03/13		Global Equity Ratings	

5y