

INFINEON TECHNOLOGIES AG FUTURE (IFXP) - EUX/202405

2024/04/30 18:39:25

Price
32.7795 EUR
 Difference  -0.26% (-0.08)

General attributes	
Symbol	IFXP24
Exchange	Eurex
Currency	EUR
Security type	Future
Underlying	INFINEON TECHNOLOGIES AG
Maturity	05-2024
Contract size	100

Market data	
Bid (Bid size)	- EUR (-)
Ask (Ask size)	- EUR (-)
Open	32.7795 EUR
High	32.7795 EUR
Low	32.7795 EUR
Close (prev. day)	32.8636 EUR
Underlying	INFINEON TECHNOLOGIES AG
Underlying price (date)	32.155 (24/05/02)
Settlement price (date)	32.78 (24/04/30)
Open Interest	0

Performance and Risk			
	6m	1y	3y
Perf (%)	+18.77%	-3.45%	-
Perf (abs.)	+5.18	-1.17	-
Beta	-	-	-
Volatility	35.99	34.76	-










Futures and Options	
Related Futures	-
Related Options	-



Information about previous performance does not guarantee future performance.
 Source: FactSet

Price data	
Ø price 5 days Ø volume 5 days (pcs.)	32.5786 EUR (0)
Ø price 30 days Ø volume 30 days (pcs.)	31.8592 EUR (0)
Ø price 100 days Ø volume 100 days (pcs.)	34.0422 EUR (0)
Ø price 250 days Ø volume 250 days (pcs.)	34.3546 EUR (0)
YTD High date	37.3414 EUR (2024/01/02)
YTD Low date	29.8813 EUR (2024/04/23)
52 Weeks High date	40.9517 EUR (2023/07/31)
52 Weeks Low date	27.5993 EUR (2023/10/30)

Recent Research

on underlying	on sector	on market	
Date		Headline	Download
2024/04/26		Global Equity Ratings	
2024/04/26		Aktienempfehlungen Global	
2024/04/03		Global Equity Ratings	
2024/04/03		Aktienempfehlungen Global	
2024/03/13		Global Equity Ratings	