

## SIKA AG FUTURE (SIKH) - EUX/202405

2024/05/03 18:33:29

Price  
**269.4537** CHFDifference  2.27% (5.99)

## General attributes

Symbol	SIKHK24
Exchange	Eurex
Currency	CHF
Security type	Future
Underlying	SIKA AG
Maturity	05-2024
Contract size	100

## Market data

Bid (Bid size)	- CHF (-)
Ask (Ask size)	- CHF (-)
Open	269.4537 CHF
High	269.4537 CHF
Low	269.4537 CHF
Close (prev. day)	263.4601 CHF
Underlying	SIKA AG
Underlying price (date)	269.30 (24/05/03)
Settlement price (date)	269.45 (24/05/03)
Open Interest	0

## Performance and Risk

	6m	1y	3y
Perf (%)	+18.65%	+9.23%	-
Perf (abs.)	+42.36	+22.77	-
Beta	-	-	-
Volatility	23.05	24.59	-

## Futures and Options

Related Futures	-
Related Options	-












Information about previous performance does not guarantee future performance.  
Source: FactSet

## Price data

Ø price 5 days   Ø volume 5 days (pcs.)	265.0227 CHF (0)
Ø price 30 days   Ø volume 30 days (pcs.)	264.0819 CHF (0)
Ø price 100 days   Ø volume 100 days (pcs.)	254.9567 CHF (0)
Ø price 250 days   Ø volume 250 days (pcs.)	248.5387 CHF (0)
YTD High   date	272.5933 CHF (2024/01/02)
YTD Low   date	230.3404 CHF (2024/01/22)
52 Weeks High   date	280.3524 CHF (2023/08/04)
52 Weeks Low   date	210.4242 CHF (2023/10/26)

## Recent Research

on underlying	on sector	on market	
Date		Headline	Download
2022/12/19		Global Equity Ratings	
2022/12/19		Aktienempfehlungen Global	
2022/11/28		Global Equity Ratings	
2022/11/28		Aktienempfehlungen Global	
2022/11/18		Global Equity Ratings	