

CITIGROUP INC. FUTURE (CITG) - EUX/202405

2024/05/08 18:34:51

Price
62.5232 USD

Difference  **-0.21% (-0.13)**

General attributes

Symbol	CITGK24
Exchange	Eurex
Currency	USD
Security type	Future
Underlying	CITIGROUP INC
Maturity	05-2024
Contract size	100

Market data

Bid (Bid size)	- USD (-)
Ask (Ask size)	- USD (-)
Open	62.5232 USD
High	62.5232 USD
Low	62.5232 USD
Close (prev. day)	62.6523 USD
Underlying	CITIGROUP INC
Underlying price (date)	62.75 (24/05/08)
Settlement price (date)	62.52 (24/05/08)
Open Interest	0

Performance and Risk

	6m	1y	3y
Perf (%)	+49.20%	+33.89%	-
Perf (abs.)	+20.62	+15.82	-
Beta	-	-	-
Volatility	25.21	25.55	-

Futures and Options

Related Futures	-
Related Options	-












Information about previous performance does not guarantee future performance.
 Source: FactSet

Price data

Ø price 5 days Ø volume 5 days (pcs.)	62.1340 USD (0)
Ø price 30 days Ø volume 30 days (pcs.)	61.0186 USD (0)
Ø price 100 days Ø volume 100 days (pcs.)	56.3548 USD (0)
Ø price 250 days Ø volume 250 days (pcs.)	49.0490 USD (0)
YTD High date	63.1732 USD (2024/04/02)
YTD Low date	50.4447 USD (2024/01/18)
52 Weeks High date	63.1732 USD (2024/04/02)
52 Weeks Low date	38.0737 USD (2023/10/30)

Recent Research

on underlying	on sector	on market	
Date		Headline	Download
2024/04/26		Global Equity Ratings	
2024/04/26		Aktienempfehlungen Global	
2024/04/03		Global Equity Ratings	
2024/04/03		Aktienempfehlungen Global	
2024/03/13		Global Equity Ratings	