

ALIBABA GROUP HOLDING LTD. FUTURE (BABF) - EUX/202405

2024/05/10 18:28:57

Price
79.9433 USD

Difference  -0.00% (-0.00)

General attributes

Symbol	BABFK24
Exchange	Eurex
Currency	USD
Security type	Future
Underlying	ALIBABA GROUP HOLDING LTD. SP. ADR
Maturity	05-2024
Contract size	100

Market data

Bid (Bid size)	- USD (-)
Ask (Ask size)	- USD (-)
Open	79.9433 USD
High	79.9433 USD
Low	79.9433 USD
Close (prev. day)	79.9437 USD
Underlying	ALIBABA GROUP HOLDING LTD. SP. ADR
Underlying price (date)	80.04 (24/05/10)
Settlement price (date)	79.94 (24/05/10)
Open Interest	0

Performance and Risk

	6m	1y	3y
Perf (%)	-5.58%	-9.04%	-
Perf (abs.)	-4.72	-7.95	-
Beta	-	-	-
Volatility	35.41	37.05	-

Futures and Options

Related Futures	-
Related Options	-

5y












Information about previous performance does not guarantee future performance.
Source: FactSet

Price data

Ø price 5 days Ø volume 5 days (pcs.)	79.8740 USD (0)
Ø price 30 days Ø volume 30 days (pcs.)	74.5142 USD (0)
Ø price 100 days Ø volume 100 days (pcs.)	74.5926 USD (0)
Ø price 250 days Ø volume 250 days (pcs.)	83.6014 USD (0)
YTD High date	81.6520 USD (2024/05/06)
YTD Low date	68.7519 USD (2024/01/19)
52 Weeks High date	106.4775 USD (2023/07/31)
52 Weeks Low date	68.7519 USD (2024/01/19)

Recent Research

on underlying		on sector	
Date		Headline	Download
2024/04/26		Global Equity Ratings	
2024/04/26		Aktienempfehlungen Global	
2024/04/03		Global Equity Ratings	
2024/04/03		Aktienempfehlungen Global	
2024/03/13		Global Equity Ratings	