

FRESENIUS SE & CO. KGAA FUTURE (FREH) - EUX/202405

2024/05/06 18:29:42

Price
27.9033 EUR

Difference  -0.32% (-0.09)

General attributes

Symbol	FREHK24
Exchange	Eurex
Currency	EUR
Security type	Future
Underlying	FRESENIUS SE & CO. KGAA
Maturity	05-2024
Contract size	100

Market data

Bid (Bid size)	- EUR (-)
Ask (Ask size)	- EUR (-)
Open	27.9033 EUR
High	27.9033 EUR
Low	27.9033 EUR
Close (prev. day)	27.9926 EUR
Underlying	FRESENIUS SE & CO. KGAA
Underlying price (date)	28.13 (24/05/07)
Settlement price (date)	27.90 (24/05/06)
Open Interest	0

Performance and Risk

	6m	1y	3y
Perf (%)	+7.56%	+8.99%	-
Perf (abs.)	+1.96	+2.30	-
Beta	-	-	-
Volatility	22.89	26.25	-

Futures and Options

Related Futures	-
Related Options	-

5y












Information about previous performance does not guarantee future performance.
Source: FactSet

Price data

Ø price 5 days Ø volume 5 days (pcs.)	27.9330 EUR (0)
Ø price 30 days Ø volume 30 days (pcs.)	26.2102 EUR (0)
Ø price 100 days Ø volume 100 days (pcs.)	26.7501 EUR (0)
Ø price 250 days Ø volume 250 days (pcs.)	27.5548 EUR (0)
YTD High date	29.4895 EUR (2024/01/04)
YTD Low date	24.6799 EUR (2024/03/25)
52 Weeks High date	31.9710 EUR (2023/09/20)
52 Weeks Low date	24.6799 EUR (2024/03/25)

Recent Research

on underlying	on sector	on market	
Date		Headline	Download
2022/05/04		Global Equity Ratings	
2022/05/04		Aktienempfehlungen Global	
2022/04/27		Global Equity Ratings	
2022/04/27		Aktienempfehlungen Global	
2022/04/14		Global Equity Ratings	