

CISCO SYSTEMS INC. FUTURE (CSCF) - EUX/202405

2024/04/30 18:39:06

Price
47.258 USD
 Difference  -1.56% (-0.75)

General attributes

| | |
|---------------|-------------------|
| Symbol | CSCFK24 |
| Exchange | Eurex |
| Currency | USD |
| Security type | Future |
| Underlying | CISCO SYSTEMS INC |
| Maturity | 05-2024 |
| Contract size | 100 |

Market data

| | |
|-------------------------|-------------------|
| Bid (Bid size) | - USD (-) |
| Ask (Ask size) | - USD (-) |
| Open | 47.258 USD |
| High | 47.258 USD |
| Low | 47.258 USD |
| Close (prev. day) | 48.005 USD |
| Underlying | CISCO SYSTEMS INC |
| Underlying price (date) | 46.98 (24/04/30) |
| Settlement price (date) | 47.26 (24/04/30) |
| Open Interest | 0 |

Performance and Risk

| | 6m | 1y | 3y |
|-------------|--------|--------|----|
| Perf (%) | -9.35% | -1.65% | - |
| Perf (abs.) | -4.88 | -0.79 | - |
| Beta | - | - | - |
| Volatility | 23.65 | 20.89 | - |

Futures and Options

| | |
|-----------------|---|
| Related Futures | - |
| Related Options | - |

5y













Information about previous performance does not guarantee future performance.
 Source: FactSet

Price data

| | |
|---|-------------------------|
| Ø price 5 days Ø volume 5 days (pcs.) | 47.939 USD (0) |
| Ø price 30 days Ø volume 30 days (pcs.) | 48.954 USD (0) |
| Ø price 100 days Ø volume 100 days (pcs.) | 49.818 USD (0) |
| Ø price 250 days Ø volume 250 days (pcs.) | 51.824 USD (0) |
| YTD High date | 52.883 USD (2024/01/25) |
| YTD Low date | 47.258 USD (2024/04/30) |
| 52 Weeks High date | 58.994 USD (2023/09/01) |
| 52 Weeks Low date | 46.478 USD (2023/05/04) |

Recent Research

| on underlying | on sector | on market | |
|---------------|---|---------------------------|---|
| Date | | Headline | Download |
| 2024/04/26 |  | Global Equity Ratings |  |
| 2024/04/26 |  | Aktienempfehlungen Global |  |
| 2024/04/03 |  | Global Equity Ratings |  |
| 2024/04/03 |  | Aktienempfehlungen Global |  |
| 2024/03/13 |  | Global Equity Ratings |  |