

# NESTLÉ S.A. FUTURE (NESG) - EUX/202405

2024/05/10 18:29:40

Price  
**95.2069** CHF

Difference  1.03% (0.97)

### General attributes

Symbol	NESGK24
Exchange	Eurex
Currency	CHF
Security type	Future
Underlying	NESTLÉ SA
Maturity	05-2024
Contract size	100

### Market data

Bid (Bid size)	- CHF (-)
Ask (Ask size)	- CHF (-)
Open	95.2069 CHF
High	95.2069 CHF
Low	95.2069 CHF
Close (prev. day)	94.2345 CHF
Underlying	NESTLÉ SA
Underlying price (date)	95.18 (24/05/10)
Settlement price (date)	95.21 (24/05/10)
Open Interest	17,500

### Performance and Risk

	6m	1y	3y
Perf (%)	-2.69%	-16.42%	-
Perf (abs.)	-2.63	-18.70	-
Beta	-	-	-
Volatility	16.31	15.46	-

### Futures and Options

Related Futures	-
Related Options	-

5y












Information about previous performance does not guarantee future performance.  
Source: FactSet

### Price data

Ø price 5 days   Ø volume 5 days (pcs.)	93.4549 CHF (0)
Ø price 30 days   Ø volume 30 days (pcs.)	92.4329 CHF (483)
Ø price 100 days   Ø volume 100 days (pcs.)	93.9640 CHF (175)
Ø price 250 days   Ø volume 250 days (pcs.)	99.3457 CHF (70)
YTD High   date	98.2612 CHF (2024/02/05)
YTD Low   date	89.8844 CHF (2024/02/29)
52 Weeks High   date	114.4642 CHF (2023/05/11)
52 Weeks Low   date	89.8844 CHF (2024/02/29)

### Recent Research

on underlying	on sector	on market	
Date		Headline	Download
2024/04/26		Global Equity Ratings	
2024/04/26		Aktienempfehlungen Global	
2024/04/03		Global Equity Ratings	
2024/04/03		Aktienempfehlungen Global	
2024/03/13		Global Equity Ratings	