

NESTLÉ S.A. FUTURE (NESG) - EUX/202405

2024/04/26 18:31:44

Price
92.7789 CHF

Difference  0.67% (0.62)

General attributes

Symbol	NESGK24
Exchange	Eurex
Currency	CHF
Security type	Future
Underlying	NESTLÉ SA
Maturity	05-2024
Contract size	100

Market data

Bid (Bid size)	- CHF (-)
Ask (Ask size)	- CHF (-)
Open	92.7789 CHF
High	92.7789 CHF
Low	92.7789 CHF
Close (prev. day)	92.1621 CHF
Underlying	NESTLÉ SA
Underlying price (date)	92.70 (24/04/26)
Settlement price (date)	92.78 (24/04/26)
Open Interest	17,500

Performance and Risk

	6m	1y	3y
Perf (%)	-4.76%	-19.01%	-
Perf (abs.)	-4.64	-21.78	-
Beta	-	-	-
Volatility	16.06	15.41	-

Futures and Options

Related Futures	-
Related Options	-

5y












Information about previous performance does not guarantee future performance.
Source: FactSet

Price data

Ø price 5 days Ø volume 5 days (pcs.)	93.4592 CHF (0)
Ø price 30 days Ø volume 30 days (pcs.)	92.4253 CHF (483)
Ø price 100 days Ø volume 100 days (pcs.)	94.3662 CHF (175)
Ø price 250 days Ø volume 250 days (pcs.)	100.1133 CHF (70)
YTD High date	98.2612 CHF (2024/02/05)
YTD Low date	89.8844 CHF (2024/02/29)
52 Weeks High date	115.8580 CHF (2023/05/05)
52 Weeks Low date	89.8844 CHF (2024/02/29)

Recent Research

on underlying	on sector	on market	
Date		Headline	Download
2024/04/26		Global Equity Ratings	
2024/04/26		Aktienempfehlungen Global	
2024/04/03		Global Equity Ratings	
2024/04/03		Aktienempfehlungen Global	
2024/03/13		Global Equity Ratings	