

3M CO. FUTURE (MMMFM) - EUX/202405

2024/05/08 18:35:07

Price
96.168 USD

Difference  -0.26% (-0.25)

General attributes

Symbol	MMMFM24
Exchange	Eurex
Currency	USD
Security type	Future
Underlying	3M COMPANY
Maturity	05-2024
Contract size	100

Market data

Bid (Bid size)	- USD (-)
Ask (Ask size)	- USD (-)
Open	96.168 USD
High	96.168 USD
Low	96.168 USD
Close (prev. day)	96.4204 USD
Underlying	3M COMPANY
Underlying price (date)	96.35 (24/05/08)
Settlement price (date)	96.17 (24/05/08)
Open Interest	0

Performance and Risk

	6m	1y	3y
Perf (%)	+5.02%	-4.78%	-
Perf (abs.)	+4.60	-4.83	-
Beta	-	-	-
Volatility	34.81	32.02	-

Futures and Options

Related Futures	-
Related Options	-












Information about previous performance does not guarantee future performance.
Source: FactSet

Price data

Ø price 5 days Ø volume 5 days (pcs.)	96.903 USD (0)
Ø price 30 days Ø volume 30 days (pcs.)	94.976 USD (0)
Ø price 100 days Ø volume 100 days (pcs.)	98.903 USD (0)
Ø price 250 days Ø volume 250 days (pcs.)	99.227 USD (0)
YTD High date	110.901 USD (2024/01/02)
YTD Low date	90.877 USD (2024/04/16)
52 Weeks High date	112.965 USD (2023/07/28)
52 Weeks Low date	86.505 USD (2023/10/23)

Recent Research

on underlying	on sector	on market	
Date		Headline	Download
2023/06/06		Global Equity Ratings	
2023/06/06		Aktienempfehlungen Global	
2023/06/01		Aktienempfehlungen Global	
2023/06/01		Global Equity Ratings	
2023/05/24		Global Equity Ratings	