


HENKEL AG & CO.KGAA VORZUGS. FUTURE (HENG) - EUX/202405

2024/05/02 18:23:38

Price
74.1186 EUR

Difference  **-0.64% (-0.48)**

General attributes

Symbol HENGK24
 Exchange Eurex
 Currency EUR
 Security type Future
 Underlying HENKEL AG & CO KGAA VZ
 Maturity 05-2024
 Contract size 100

Market data

Bid (Bid size) - EUR (-)
 Ask (Ask size) - EUR (-)
 Open 74.1186 EUR
 High 74.1186 EUR
 Low 74.1186 EUR
 Close (prev. day) 74.5953 EUR
 Underlying HENKEL AG & CO KGAA VZ
 Underlying price (date) 74.00 (24/05/02)
 Settlement price (date) 74.12 (24/05/02)
 Open Interest 0

Performance and Risk

	6m	1y	3y
Perf (%)	+9.90%	-0.13%	-
Perf (abs.)	+6.72	-0.10	-
Beta	-	-	-
Volatility	15.45	14.58	-

Futures and Options

Related Futures -
 Related Options -












Information about previous performance does not guarantee future performance.
 Source: FactSet

Price data

Ø price 5 days Ø volume 5 days (pcs.)	73.4393 EUR (0)
Ø price 30 days Ø volume 30 days (pcs.)	72.0370 EUR (0)
Ø price 100 days Ø volume 100 days (pcs.)	71.6374 EUR (0)
Ø price 250 days Ø volume 250 days (pcs.)	71.6913 EUR (0)
YTD High date	74.6767 EUR (2024/03/13)
YTD Low date	68.0177 EUR (2024/02/28)
52 Weeks High date	79.9082 EUR (2023/05/19)
52 Weeks Low date	66.6308 EUR (2023/09/27)

Recent Research

on underlying		on sector		on market	
Date		Headline		Download	
2022/05/04		Global Equity Ratings			
2022/05/04		Aktienempfehlungen Global			
2022/04/27		Global Equity Ratings			
2022/04/27		Aktienempfehlungen Global			
2022/04/14		Global Equity Ratings		