

PROCTER & GAMBLE CO., THE FUTURE (PGFF) - EUX/202405

2024/04/26 18:36:05

Price
161.463 USD

Difference  **-1.07% (-1.75)**

General attributes

Symbol	PGFFK24
Exchange	Eurex
Currency	USD
Security type	Future
Underlying	PROCTER & GAMBLE CO
Maturity	05-2024
Contract size	100

Market data

Bid (Bid size)	- USD (-)
Ask (Ask size)	- USD (-)
Open	161.463 USD
High	161.463 USD
Low	161.463 USD
Close (prev. day)	163.2105 USD
Underlying	PROCTER & GAMBLE CO
Underlying price (date)	161.02 (24/04/29)
Settlement price (date)	161.46 (24/04/26)
Open Interest	0

Performance and Risk

	6m	1y	3y
Perf (%)	+4.92%	+1.26%	-
Perf (abs.)	+7.57	+2.01	-
Beta	-	-	-
Volatility	14.89	14.27	-

Futures and Options

Related Futures	-
Related Options	-












Information about previous performance does not guarantee future performance.
Source: FactSet

Price data

Ø price 5 days Ø volume 5 days (pcs.)	161.849 USD (0)
Ø price 30 days Ø volume 30 days (pcs.)	159.434 USD (0)
Ø price 100 days Ø volume 100 days (pcs.)	155.939 USD (0)
Ø price 250 days Ø volume 250 days (pcs.)	154.682 USD (0)
YTD High date	163.211 USD (2024/04/25)
YTD Low date	148.165 USD (2024/01/18)
52 Weeks High date	163.211 USD (2024/04/25)
52 Weeks Low date	144.061 USD (2023/10/09)

Recent Research

on underlying	on sector	on market	
Date		Headline	Download
2024/04/26		Global Equity Ratings	
2024/04/26		Aktienempfehlungen Global	
2024/04/03		Global Equity Ratings	
2024/04/03		Aktienempfehlungen Global	
2024/03/13		Global Equity Ratings	