

## CAPMAN OYJ CLASS B

ISIN: **FI0009009377** WKN: **CAPMAN**

## Overview

2024/09/13 14:28:08

Price  
1.708 EURDifference  -0.58% (-0.01)

## General attributes

ISIN	FI0009009377
Symbol	CAPMAN
Exchange	Stuttgart
Currency	EUR
Sector	Financial
Security type	Stock
Market cap (m)	314 EUR
Benchmark	OMX HELSINKI 25

## Market data

Bid (Bid size)	- (0)
Ask (Ask size)	- (0)
Open	1.708 EUR
High	1.716 EUR
Low	1.708 EUR
Close (prev. day)	1.718 EUR
VWAP	-
Volume (pcs)	0
Trading volume	0.00
Number of trades	9
Last size	0

## Futures and Options










Related Futures	-
Related Options	-

5y



Information about previous performance does not guarantee future performance.  
Source: FactSet

## Recent research

on sector		on market	
Date		Headline	Download
2024/09/11		Global Equity Ratings	
2024/09/11		Aktienempfehlungen Global	
2024/09/09		Aktienempfehlungen Österreich	
2024/09/06		Equity Weekly	
2024/09/05		Global Equity Ratings	

## Details

2024/09/13 14:28:08

## Price

1.708 EUR

Difference 📉 -0.58% (-0.01)

## General attributes

ISIN	FI0009009377
Symbol	CAPMAN
Exchange	Stuttgart
Currency	EUR
Sector	Financial
Security type	Stock
Market cap (m)	314 EUR
Benchmark	OMX HELSINKI 25

## Market data

Bid (Bid size)	- (0)
Ask (Ask size)	- (0)
Open	1.708 EUR
High	1.716 EUR
Low	1.708 EUR
Close (prev. day)	1.718 EUR
VWAP	-
Volume (pcs)	0
Trading volume	0.00
Number of trades	9
Last size	0

## Performance and Risk

	6m	1y	3y
Perf (%)	-9.15%	-30.99%	-41.10%
Perf (abs.)	-0.17	-0.77	-1.19
Beta	-	-	-
Volatility	21.82	26.57	29.34

5y



Information about previous performance does not guarantee future performance.  
Source: FactSet

## Price data

Ø price 5 days   Ø volume 5 days (pcs.)	1.717 EUR (0)
Ø price 30 days   Ø volume 30 days (pcs.)	1.738 EUR (0)
Ø price 100 days   Ø volume 100 days (pcs.)	1.805 EUR (0)
Ø price 250 days   Ø volume 250 days (pcs.)	1.955 EUR (0)
YTD High   date	2.280 EUR (2024/01/12)
YTD Low   date	1.680 EUR (2024/08/13)
52 Weeks High   date	2.615 EUR (2023/09/14)
52 Weeks Low   date	1.680 EUR (2024/08/13)

## All listings for CAPMAN OYJ CLASS B

Exchange <span>📍</span>	Date	Time	Price	Trading volume (mio.)	Number of trades
Stuttgart	2024/09/13	14:28	1.708 EUR	0.00	9
Nasdaq Helsinki	2024/09/13	18:00	1.776 EUR	0.11	205
Munich	2024/09/13	08:12	1.794 EUR	0.00	1
London Stock Exchange	2019/03/29	17:25	1.534 EUR	0.00	2
Frankfurt	2024/09/13	12:04	1.704 EUR	0.00	3

	13						
Duesseldorf	2024/09/ 13	08:12	1.706	EUR	0.00		3
Berlin	2024/09/ 13	21:43	1.778	EUR	0.00		18

## Company profile

### Company Logo

The logo for CapMan, featuring the word "CapMan" in a stylized, serif font. The "C" is large and the "a" is lowercase, while "pMan" is in a smaller, uppercase serif font.

### Company Profile

-

### Contact Details

CAPMAN OYJ

--

----

Telefon: -

Fax: -

E-mail: -