

CAPMAN OYJ CLASS B

ISIN: **FI0009009377** WKN: **CAPMAN**

Overview

2024/04/26 11:10:56

Price
1.908 EURDifference  1.71% (0.03)

General attributes

ISIN	FI0009009377
Symbol	CAPMAN
Exchange	Stuttgart
Currency	EUR
Sector	Financial
Security type	Stock
Market cap (m)	348 EUR
Benchmark	OMX HELSINKI 25

Market data

Bid (Bid size)	- (0)
Ask (Ask size)	- (0)
Open	1.882 EUR
High	1.91 EUR
Low	1.882 EUR
Close (prev. day)	1.876 EUR
VWAP	-
Volume (pcs)	0
Trading volume	0.00
Number of trades	5
Last size	0

Futures and Options







Related Futures	-
Related Options	-

5y



Information about previous performance does not guarantee future performance.
Source: FactSet

Recent research

on sector		on market	
Date		Headline	Download
2024/04/26		Global Equity Ratings	
2024/04/26		Aktienempfehlungen Global	
2024/04/19		Equity Weekly	
2024/04/15		Aktienempfehlungen Österreich	
2024/04/03		Global Equity Ratings	

Details

2024/04/26 11:10:56

Price

1.908 EUR

Difference ▲ 1.71% (0.03)

General attributes

ISIN	FI0009009377
Symbol	CAPMAN
Exchange	Stuttgart
Currency	EUR
Sector	Financial
Security type	Stock
Market cap (m)	348 EUR
Benchmark	OMX HELSINKI 25

Market data

Bid (Bid size)	- (0)
Ask (Ask size)	- (0)
Open	1.882 EUR
High	1.91 EUR
Low	1.882 EUR
Close (prev. day)	1.876 EUR
VWAP	-
Volume (pcs)	0
Trading volume	0.00
Number of trades	5
Last size	0

Performance and Risk

	6m	1y	3y
Perf (%)	-4.31%	-30.36%	-26.05%
Perf (abs.)	-0.09	-0.83	-0.67
Beta	1.32	0.81	0.90
Volatility	29.60	26.33	29.71

5y



Information about previous performance does not guarantee future performance.
Source: FactSet

Price data

Ø price 5 days Ø volume 5 days (pcs.)	1.880 EUR (0)
Ø price 30 days Ø volume 30 days (pcs.)	1.895 EUR (0)
Ø price 100 days Ø volume 100 days (pcs.)	2.002 EUR (0)
Ø price 250 days Ø volume 250 days (pcs.)	2.227 EUR (0)
YTD High date	2.280 EUR (2024/01/12)
YTD Low date	1.802 EUR (2024/02/14)
52 Weeks High date	2.785 EUR (2023/04/27)
52 Weeks Low date	1.802 EUR (2024/02/14)

Arbitrage views

Exchange ⊕	Date	Time	Price	Trading volume (mio.)	Number of trades
Stuttgart	2024/04/26	11:10	1.908 EUR	0.00	5
Nasdaq Helsinki	2024/04/26	17:29	1.97 EUR	0.21	216
Munich	2024/04/26	08:11	1.946 EUR	0.00	1
London Stock Exchange	2019/03/29	17:25	1.534 EUR	0.00	2
Frankfurt	2024/04/26	09:15	1.89 EUR	0.00	3

	26					
Duesseldorf	2024/04/ 26	08:12	1.852 EUR	0.00		3
Berlin	2024/04/ 26	21:43	1.97 EUR	0.00		18

Company profile

Company Logo

The logo for CapMan, featuring the word "CapMan" in a serif font. The "C" is large and stylized, and the "a" is lowercase and italicized.

Company Profile

-

Contact Details

CAPMAN OYJ

--

Telefon: -

Fax: -

E-mail: -