

# STELLANTIS NV (FRÜH.FIAT CHR.) FUTURE (FIAK) - EUX/202405

2024/05/10 18:29:18

Price  
**20.2934** EUR

Difference  0.24% (0.05)

### General attributes

Symbol	FIAKK24
Exchange	Eurex
Currency	EUR
Security type	Future
Underlying	STELLANTIS N.V.
Maturity	05-2024
Contract size	1,000

### Market data

Bid (Bid size)	- EUR (-)
Ask (Ask size)	- EUR (-)
Open	20.2934 EUR
High	20.2934 EUR
Low	20.2934 EUR
Close (prev. day)	20.2454 EUR
Underlying	STELLANTIS N.V.
Underlying price (date)	20.28 (24/05/10)
Settlement price (date)	20.29 (24/05/10)
Open Interest	750

### Performance and Risk

	6m	1y	3y
Perf (%)	+18.83%	+39.87%	-
Perf (abs.)	+3.22	+5.78	-
Beta	-	-	-
Volatility	29.85	27.95	-

### Futures and Options

Related Futures	-
Related Options	-

5y












Information about previous performance does not guarantee future performance.  
Source: FactSet

### Price data

Ø price 5 days   Ø volume 5 days (pcs.)	20.1656 EUR (0)
Ø price 30 days   Ø volume 30 days (pcs.)	22.6788 EUR (0)
Ø price 100 days   Ø volume 100 days (pcs.)	21.7902 EUR (8)
Ø price 250 days   Ø volume 250 days (pcs.)	18.7106 EUR (3)
YTD High   date	25.8902 EUR (2024/03/25)
YTD Low   date	18.2974 EUR (2024/01/25)
52 Weeks High   date	25.8902 EUR (2024/03/25)
52 Weeks Low   date	13.6856 EUR (2023/05/31)

### Recent Research

on underlying	on sector	on market	
Date		Headline	Download
2023/06/06		Global Equity Ratings	
2023/06/06		Aktienempfehlungen Global	
2023/06/01		Aktienempfehlungen Global	
2023/06/01		Global Equity Ratings	
2023/05/24		Global Equity Ratings	