

STELLANTIS NV (FRÜH.FIAT CHR.) FUTURE (FIAK) - EUX/202405

2024/04/26 18:31:14

Price
23.0948 EUR

Difference  0.67% (0.15)

General attributes

Symbol	FIAKK24
Exchange	Eurex
Currency	EUR
Security type	Future
Underlying	STELLANTIS N.V.
Maturity	05-2024
Contract size	1,000

Market data

Bid (Bid size)	- EUR (-)
Ask (Ask size)	- EUR (-)
Open	23.0948 EUR
High	23.0948 EUR
Low	23.0948 EUR
Close (prev. day)	22.942 EUR
Underlying	STELLANTIS N.V.
Underlying price (date)	23.045 (24/04/26)
Settlement price (date)	23.09 (24/04/26)
Open Interest	750

Performance and Risk

	6m	1y	3y
Perf (%)	+37.41%	+62.21%	-
Perf (abs.)	+6.29	+8.86	-
Beta	-	-	-
Volatility	25.48	25.49	-

Futures and Options

Related Futures	-
Related Options	-

5y












Information about previous performance does not guarantee future performance.
Source: FactSet

Price data

Ø price 5 days Ø volume 5 days (pcs.)	23.1847 EUR (0)
Ø price 30 days Ø volume 30 days (pcs.)	24.0698 EUR (25)
Ø price 100 days Ø volume 100 days (pcs.)	21.7282 EUR (8)
Ø price 250 days Ø volume 250 days (pcs.)	18.4889 EUR (3)
YTD High date	25.8902 EUR (2024/03/25)
YTD Low date	18.2974 EUR (2024/01/25)
52 Weeks High date	25.8902 EUR (2024/03/25)
52 Weeks Low date	13.6856 EUR (2023/05/31)

Recent Research

on underlying	on sector	on market	
Date		Headline	Download
2023/06/06		Global Equity Ratings	
2023/06/06		Aktienempfehlungen Global	
2023/06/01		Aktienempfehlungen Global	
2023/06/01		Global Equity Ratings	
2023/05/24		Global Equity Ratings	