

USD/NOK FUTURE (FCUN) - EUX/202407

2024/05/10 15:13:53

Price
10.8115 NOKDifference  -0.49% (-0.05)

General attributes

Symbol	FCUNN24
Exchange	Eurex
Currency	NOK
Security type	Future
Underlying	US DOLLAR / NORWEGIAN KRONER (USD/NOK)
Maturity	07-2024
Contract size	1

Market data

Bid (Bid size)	- NOK (-)
Ask (Ask size)	- NOK (-)
Open	10.8115 NOK
High	10.8115 NOK
Low	10.8115 NOK
Close (prev. day)	10.8648 NOK
Underlying	US DOLLAR / NORWEGIAN KRONER (USD/NOK)
Underlying price (date)	10.833 (24/05/12)
Settlement price (date)	10.81 (24/05/10)
Open Interest	0

Performance and Risk

	6m	1y	3y
Perf (%)	-2.17%	+4.52%	-
Perf (abs.)	-0.24	+0.47	-
Beta	-	-	-
Volatility	11.23	12.33	-

Futures and Options

Related Futures	-
Related Options	-







5y

Information about previous performance does not guarantee future performance.
Source: FactSet

Price data

Ø price 5 days Ø volume 5 days (pcs.)	10.8428 NOK (0)
Ø price 30 days Ø volume 30 days (pcs.)	10.8704 NOK (0)
Ø price 100 days Ø volume 100 days (pcs.)	10.5725 NOK (0)
Ø price 250 days Ø volume 250 days (pcs.)	10.6168 NOK (0)
YTD High date	11.0460 NOK (2024/05/02)
YTD Low date	10.2508 NOK (2024/01/12)
52 Weeks High date	11.1433 NOK (2023/11/01)
52 Weeks Low date	9.9068 NOK (2023/07/20)

Recent Research

Date	Headline	Download
2024/05/10	 EU News Monthly May 2024	
2024/05/08	 Marktkommentar	
2024/05/06	 Anzeichen für eine wirtschaftliche Wende?	
2024/05/06	 Mixed data on retail sales and industrial output	
2024/05/02	 FX markets reflect uncertain interest rate outlook	