

## SAS AB

ISIN: SE0003366871

WKN: 7129577

## Overview

2024/04/24 18:54:31

Price  
0.0001 USDDifference  -90.00% (-0.00)

## General attributes

ISIN	SE0003366871
Symbol	SAS
Exchange	FINRA other OTC Issues
Currency	USD
Sector	Media / Entertainment / Recreation
Security type	Stock
Market cap (m)	15 EUR
Benchmark	OMX STOCKHOLM 30 INDEX

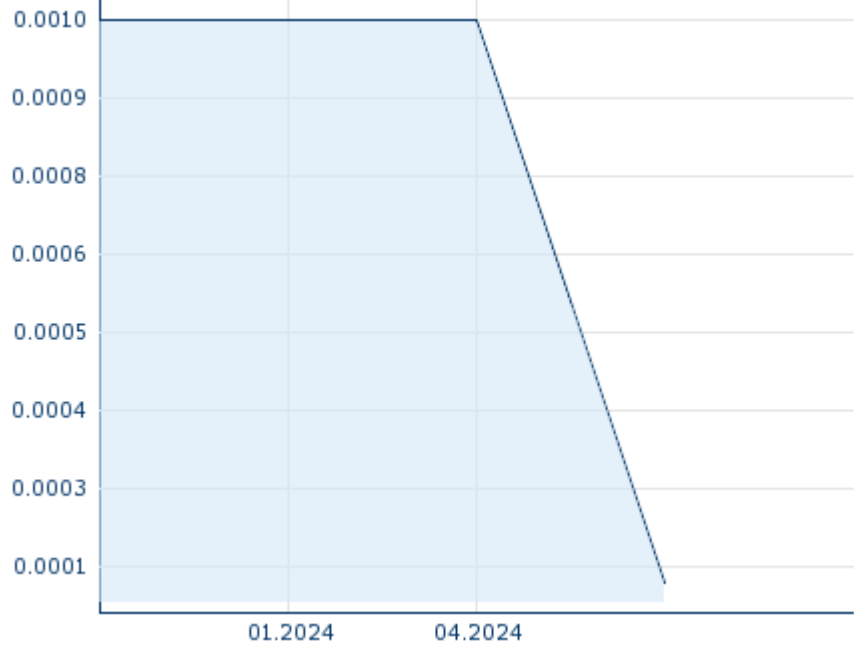
## Market data

Bid (Bid size)	-
Ask (Ask size)	-
Open	0.0001 USD
High	0.0001 USD
Low	0.0001 USD
Close (prev. day)	0.001 USD
VWAP	0.0001 USD
Volume (pcs)	10,500
Trading volume	1.05
Number of trades	1
Last size	10,500

## Futures and Options










Related Futures	0
Related Options	-

5y



Information about previous performance does not guarantee future performance.  
Source: FactSet

## Recent research

on sector			
Date		Headline	Download
2024/04/26		Global Equity Ratings	
2024/04/26		Aktienempfehlungen Global	
2024/04/15		Aktienempfehlungen Österreich	
2024/04/03		Global Equity Ratings	
2024/04/03		Aktienempfehlungen Global	

## Details

2024/04/24 18:54:31

Price  
0.0001 USD

Difference 📉 -90.00% (-0.00)

## General attributes

ISIN	SE0003366871
Symbol	SAS
Exchange	FINRA other OTC Issues
Currency	USD
Sector	Media / Entertainment / Recreation
Security type	Stock
Market cap (m)	15 EUR
Benchmark	OMX STOCKHOLM 30 INDEX

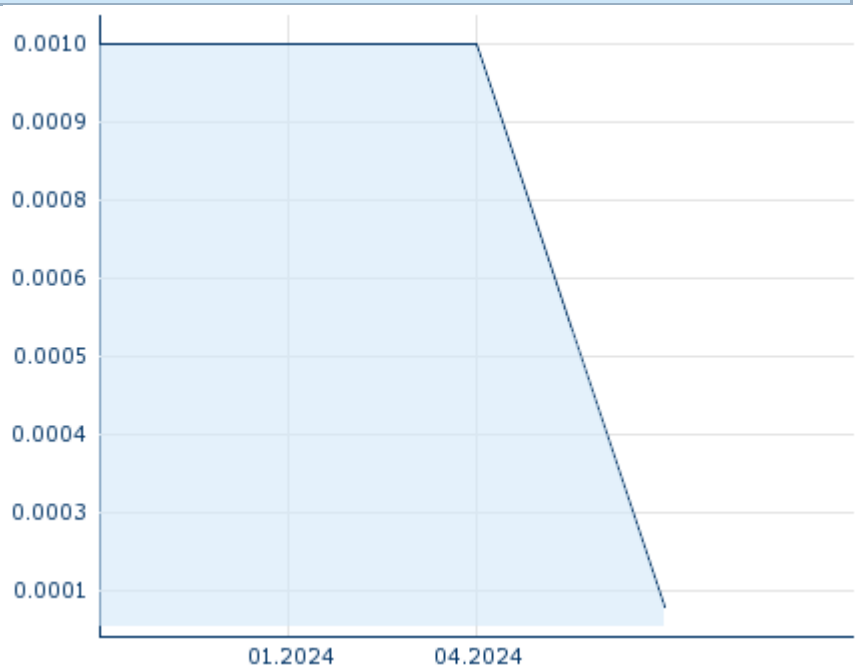
## Market data

Bid (Bid size)	-
Ask (Ask size)	-
Open	0.0001 USD
High	0.0001 USD
Low	0.0001 USD
Close (prev. day)	0.001 USD
VWAP	0.0001 USD
Volume (pcs)	10,500
Trading volume	1.05
Number of trades	1
Last size	10,500

## Performance and Risk

	6m	1y	3y
Perf (%)	-	-	-
Perf (abs.)	-	-	-
Beta	0.20	1.07	0.90
Volatility	-	-	-

5y



Information about previous performance does not guarantee future performance.  
Source: FactSet

## Price data

Ø price 5 days   Ø volume 5 days (pcs.)	- USD (-)
Ø price 30 days   Ø volume 30 days (pcs.)	- USD (-)
Ø price 100 days   Ø volume 100 days (pcs.)	- USD (-)
Ø price 250 days   Ø volume 250 days (pcs.)	- USD (-)
YTD High   date	- USD (-)
YTD Low   date	- USD (-)
52 Weeks High   date	- USD (-)
52 Weeks Low   date	- USD (-)

## Arbitrage views

Exchange <span>📍</span>	Date	Time	Price	Trading volume (mio.)	Number of trades
Tradegate	2024/04/26	22:02	0.0021 EUR	0.00	1
Stuttgart	2024/04/26	11:10	0.0017 EUR	0.00	3
Nasdaq Stockholm	2024/04/26	17:29	0.0238 SEK	0.54	441
Nasdaq Copenhagen	2024/04/26	16:53	0.0157 DKK	0.16	112
Munich	2024/	08:11	0.0022 EUR	0.00	2

	04/26					
London Stock Exchange European Trade Reporting	2024/ 04/26	17:25	0.0241 SEK	0.00		2
Frankfurt	2024/ 04/26	08:00	0.002 EUR	0.00		2
First North Stockholm	2024/ 04/26	16:12	0.0226 NOK	0.01		2
FINRA other OTC Issues	2024/ 04/24	18:54	0.0001 USD	0.00		1
Duesseldorf	2024/ 02/15	08:10	0.0012 EUR	0.00		1
Berlin	2024/ 04/26	08:12	0.0018 EUR	0.00		2

## Company profile

### Company Logo



### Company Profile

-

### Contact Details

SAS AB

--

Frösundaviks Alle 1 195 87 Stockholm

Telefon: +46 8 797 0000

Fax: +46 8 797 5110

E-mail: [investor.relations@sas.se](mailto:investor.relations@sas.se)