

CHICKEN SOUP FOR THE SOUL ENTERTAINMENT INC. CLASS A

ISIN: **US16842Q1004** WKN: **16842Q100**

Overview

2024/07/03 08:39:09

Price
0.1028 EURDifference  0.00% (0.00)

General attributes

ISIN	US16842Q1004
Symbol	CSSE
Exchange	Berlin
Currency	EUR
Sector	Media / Entertainment / Recreation
Security type	Stock
Market cap (m)	0 EUR
Benchmark	S&P 500

Market data

Bid (Bid size)	-
Ask (Ask size)	-
Open	0.1028 EUR
High	0.1028 EUR
Low	0.1028 EUR
Close (prev. day)	0.1028 EUR
VWAP	-
Volume (pcs)	0
Trading volume	0.00
Number of trades	1
Last size	0

Futures and Options











Related Futures	-
Related Options	-

5y



Information about previous performance does not guarantee future performance.
Source: FactSet

Recent research

on sector		on market	
Date		Headline	Download
2024/09/11		Global Equity Ratings	
2024/09/11		Aktienempfehlungen Global	
2024/09/09		Aktienempfehlungen Österreich	
2024/09/05		Global Equity Ratings	
2024/09/05		Aktienempfehlungen Global	

Details

2024/07/03 08:39:09

Price
0.1028 EUR

Difference  0.00% (0.00)

General attributes

ISIN	US16842Q1004
Symbol	CSSE
Exchange	Berlin
Currency	EUR
Sector	Media / Entertainment / Recreation
Security type	Stock
Market cap (m)	0 EUR
Benchmark	S&P 500

Market data

Bid (Bid size)	-
Ask (Ask size)	-
Open	0.1028 EUR
High	0.1028 EUR
Low	0.1028 EUR
Close (prev. day)	0.1028 EUR
VWAP	-
Volume (pcs)	0
Trading volume	0.00
Number of trades	1
Last size	0

Performance and Risk

	6m	1y	3y
Perf (%)	-49.61%	-90.57%	-
Perf (abs.)	-0.10	-0.99	-
Beta	-	-	-
Volatility	189.74	154.08	-

5y




Information about previous performance does not guarantee future performance.
Source: FactSet

Price data

Ø price 5 days Ø volume 5 days (pcs.)	0.1395 EUR (0)
Ø price 30 days Ø volume 30 days (pcs.)	0.2453 EUR (0)
Ø price 100 days Ø volume 100 days (pcs.)	0.2024 EUR (0)
Ø price 250 days Ø volume 250 days (pcs.)	0.3172 EUR (0)
YTD High date	0.3872 EUR (2024/06/10)
YTD Low date	0.0902 EUR (2024/07/01)
52 Weeks High date	1.1500 EUR (2023/07/07)
52 Weeks Low date	0.0902 EUR (2024/07/01)

All listings for CHICKEN SOUP FOR THE SOUL ENTERTAINMENT INC. CLASS A

Exchange 	Date	Time	Price	Trading volume (mio.)	Number of trades
Stuttgart	2024/07/02	15:31	0.0943 EUR	0.00	4
Frankfurt	2024/07/02	18:00	0.0836 EUR	0.00	2
FINRA other OTC Issues	2024/09/13	19:51	0.0095 USD	0.00	37
Berlin	2024/07/03	08:39	0.1028 EUR	0.00	1

Company profile

Company Logo



Company Profile

-

Contact Details

CHICKEN SOUP FOR THE SOUL
ENTERTAIN.

--

Telefon: -

Fax: -

E-mail: -