

# VBG GROUP AB SER. B

ISIN: **SE0000115107** WKN: **4924258**

## Overview

2024/08/09 08:01:11

**Price**  
35.20 EUR

**Difference**  0.00% (0.00)

### General attributes

|                |                        |
|----------------|------------------------|
| ISIN           | SE0000115107           |
| Symbol         | VBG B                  |
| Exchange       | Frankfurt              |
| Currency       | EUR                    |
| Sector         | Other                  |
| Security type  | Stock                  |
| Market cap (m) | 872 EUR                |
| Benchmark      | OMX STOCKHOLM 30 INDEX |

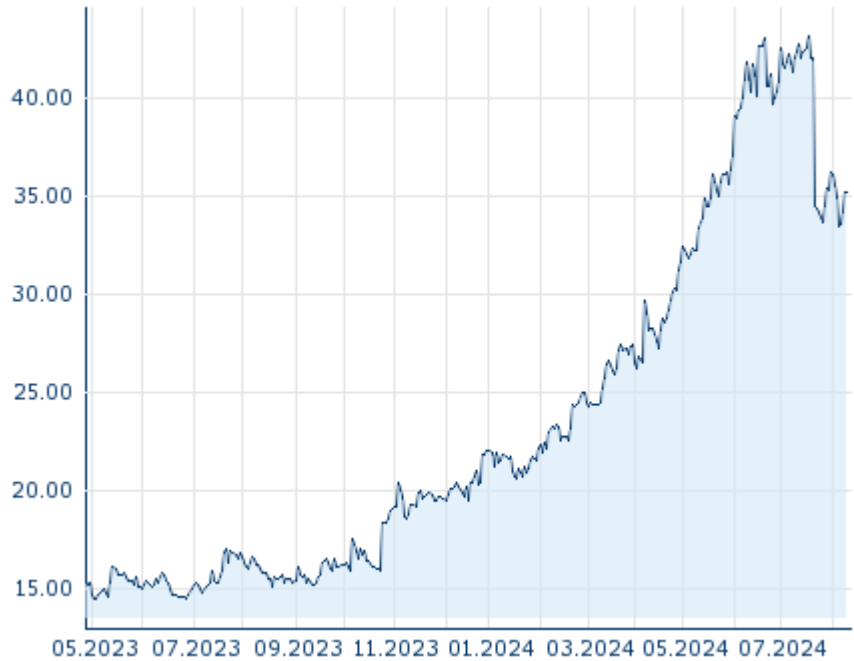
### Market data

|                   |           |
|-------------------|-----------|
| Bid (Bid size)    | -         |
| Ask (Ask size)    | -         |
| Open              | 35.20 EUR |
| High              | 35.20 EUR |
| Low               | 35.20 EUR |
| Close (prev. day) | 35.20 EUR |
| VWAP              | 42.80 EUR |
| Volume (pcs)      | 0         |
| Trading volume    | 0.00      |
| Number of trades  | 1         |
| Last size         | 0         |

### Futures and Options


|                 |   |
|-----------------|---|
| Related Futures | - |
| Related Options | - |

5y



Information about previous performance does not guarantee future performance.  
**Source:** FactSet

### Recent research

| on sector  |   |                               |   |
|------------|---|-------------------------------|---|
| Date       |   | Headline                      | Download  |
| 2024/08/09 |  | Equity Weekly                 |  |
| 2024/08/02 |  | Equity Weekly                 |  |
| 2024/07/29 |  | Aktienempfehlungen Österreich |  |
| 2024/07/26 |  | Equity Weekly                 |  |
| 2024/07/24 |  | Global Equity Ratings         |  |

## Details

2024/08/09 08:01:11

**Price**

35.20 EUR

**Difference** ➔ 0.00% (0.00)

**General attributes**

|                |                        |
|----------------|------------------------|
| ISIN           | SE0000115107           |
| Symbol         | VBG B                  |
| Exchange       | Frankfurt              |
| Currency       | EUR                    |
| Sector         | Other                  |
| Security type  | Stock                  |
| Market cap (m) | 872 EUR                |
| Benchmark      | OMX STOCKHOLM 30 INDEX |

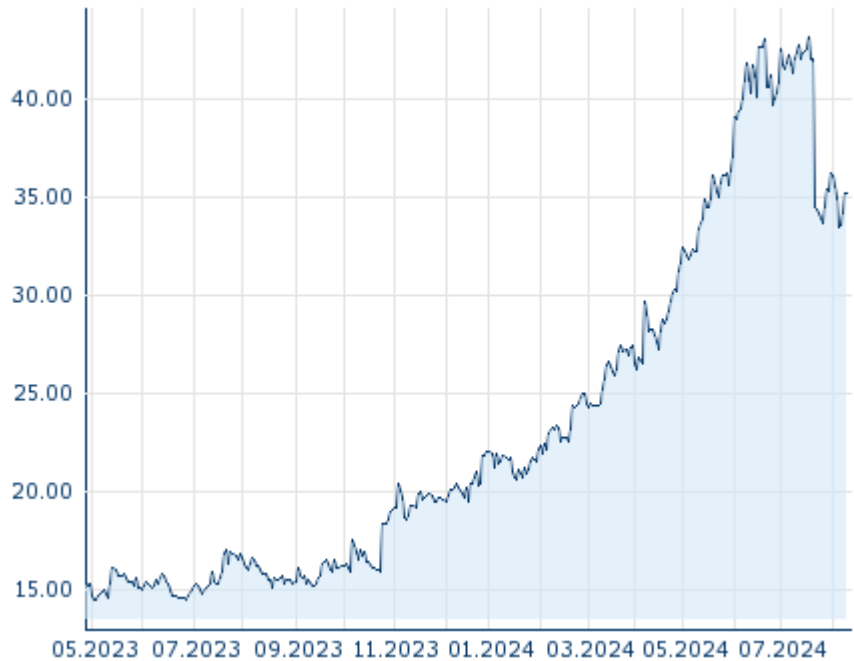
**Market data**

|                   |           |
|-------------------|-----------|
| Bid (Bid size)    | -         |
| Ask (Ask size)    | -         |
| Open              | 35.20 EUR |
| High              | 35.20 EUR |
| Low               | 35.20 EUR |
| Close (prev. day) | 35.20 EUR |
| VWAP              | 42.80 EUR |
| Volume (pcs)      | 0         |
| Trading volume    | 0.00      |
| Number of trades  | 1         |
| Last size         | 0         |

**Performance and Risk**

|             | 6m      | 1y       | 3y   |
|-------------|---------|----------|------|
| Perf (%)    | +52.05% | +116.75% | -    |
| Perf (abs.) | +12.05  | +18.96   | -    |
| Beta        | 1.24    | 1.04     | 0.84 |
| Volatility  | 46.35   | 43.12    | -    |

5y



Information about previous performance does not guarantee future performance.  
Source: FactSet

**Price data**

|   |                        |
|---|------------------------|
| Ø price 5 days   Ø volume 5 days (pcs.)     | 34.33 EUR (0)          |
| Ø price 30 days   Ø volume 30 days (pcs.)   | 38.47 EUR (3)          |
| Ø price 100 days   Ø volume 100 days (pcs.) | 35.18 EUR (10)         |
| Ø price 250 days   Ø volume 250 days (pcs.) | 25.94 EUR (5)          |
| YTD High   date                             | 43.20 EUR (2024/07/17) |
| YTD Low   date                              | 20.65 EUR (2024/01/18) |
| 52 Weeks High   date                        | 43.20 EUR (2024/07/17) |
| 52 Weeks Low   date                         | 15.12 EUR (2023/08/18) |

**All listings for VBG GROUP AB SER. B**

| Exchange <span>📍</span> | Date       | Time  | Price      | Trading volume (mio.) | Number of trades |
|-------------------------|------------|-------|------------|-----------------------|------------------|
| Nasdaq Stockholm        | 2024/08/09 | 18:00 | 421.50 SEK | 8.99                  | 710              |
| Munich                  | 2024/08/09 | 08:11 | 36.00 EUR  | 0.00                  | 1                |
| London Stock Exchange   | 2024/03/15 | 17:41 | 299.00 SEK | 0.09                  | 1                |
| Frankfurt               | 2024/08/09 | 08:01 | 35.20 EUR  | 0.00                  | 1                |
| Duesseldorf             | 2024/08/09 | 19:32 | 35.80 EUR  | 0.00                  | 6                |



## Company profile

### Company Logo

#### Contact Details

VBG B

--

----

Telefon: -

Fax: -

E-mail: -

### Company Profile

-