

KEMPOWER OYJ

ISIN: **FI4000513593** WKN: -

Overview

2024/08/29 14:54:48

Price

12.2977 EUR

Difference  -5.41% (-0.70)

General attributes

ISIN	FI4000513593
Symbol	KEMPOWR
Exchange	London Stock Exchange European Trade Reporting
Currency	EUR
Sector	Automotive
Security type	Stock
Market cap (m)	566 EUR
Benchmark	OMX HELSINKI 25

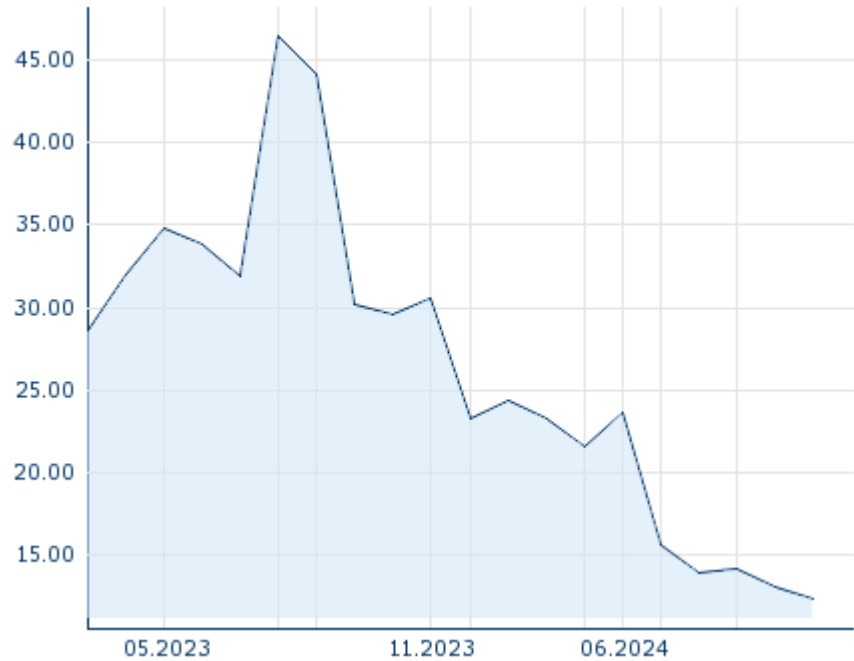
Market data

Bid (Bid size)	-
Ask (Ask size)	-
Open	12.2977 EUR
High	12.2977 EUR
Low	12.2977 EUR
Close (prev. day)	13.001 EUR
VWAP	12.2977 EUR
Volume (pcs)	1,830
Trading volume	22,504.79
Number of trades	1
Last size	1,830

Futures and Options










Related Futures	-
Related Options	-

5y



Information about previous performance does not guarantee future performance.
Source: FactSet

Recent research

on sector		on market	
Date		Headline	Download
2024/09/11		Global Equity Ratings	
2024/09/11		Aktienempfehlungen Global	
2024/09/09		Aktienempfehlungen Österreich	
2024/09/05		Global Equity Ratings	
2024/09/05		Aktienempfehlungen Global	

Details

2024/08/29 14:54:48

Price

12.2977 EUR

Difference  -5.41% (-0.70)

General attributes

ISIN	FI4000513593
Symbol	KEMPOWER
Exchange	London Stock Exchange European Trade Reporting
Currency	EUR
Sector	Automotive
Security type	Stock
Market cap (m)	566 EUR
Benchmark	OMX HELSINKI 25

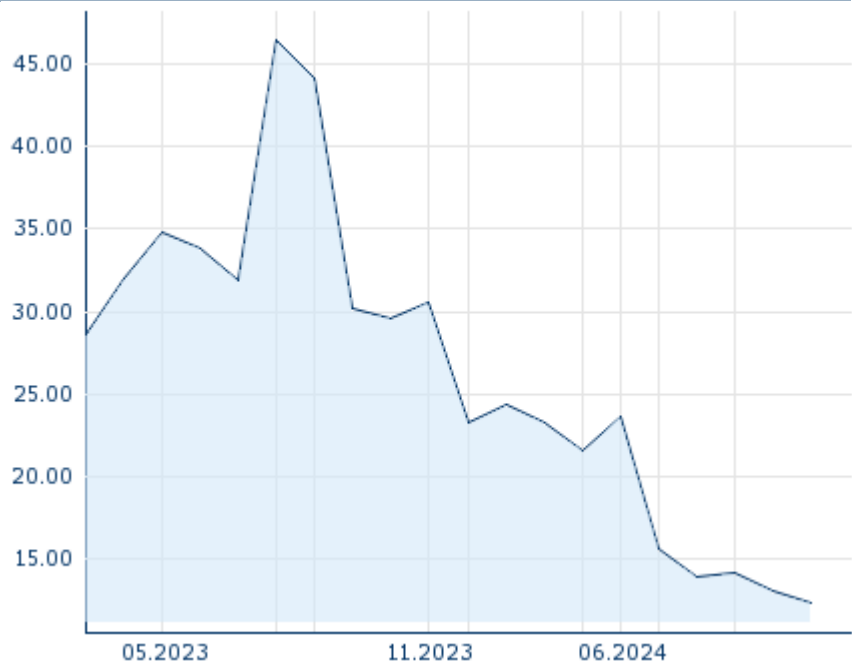
Market data

Bid (Bid size)	-
Ask (Ask size)	-
Open	12.2977 EUR
High	12.2977 EUR
Low	12.2977 EUR
Close (prev. day)	13.001 EUR
VWAP	12.2977 EUR
Volume (pcs)	1,830
Trading volume	22,504.79
Number of trades	1
Last size	1,830

Performance and Risk

	6m	1y	3y
Perf (%)	-47.17%	-	-
Perf (abs.)	-10.98	-	-
Beta	-	-	-
Volatility	235.22	156.80	-

5y



Information about previous performance does not guarantee future performance.
Source: FactSet

Price data

Ø price 5 days Ø volume 5 days (pcs.)	- EUR (-)
Ø price 30 days Ø volume 30 days (pcs.)	13.3462 EUR (559)
Ø price 100 days Ø volume 100 days (pcs.)	16.3045 EUR (301)
Ø price 250 days Ø volume 250 days (pcs.)	24.3924 EUR (161)
YTD High date	24.4000 EUR (2024/02/15)
YTD Low date	12.2977 EUR (2024/08/29)
52 Weeks High date	46.4860 EUR (2023/09/07)
52 Weeks Low date	12.2977 EUR (2024/08/29)

All listings for KEMPOWER OYJ

Exchange 	Date	Time	Price	Trading volume (mio.)	Number of trades
Tradegate	2024/09/16	22:02	10.25 EUR	0.00	1
Stuttgart	2024/09/17	08:06	10.24 EUR	0.00	1
Nasdaq Helsinki	2024/09/17	09:34	10.24 EUR	0.07	105
Munich	2024/09/17	08:08	10.23 EUR	0.00	1

London Stock Exchange European Trade Reporting	2024/ 08/29	14:54	12.2977 EUR	0.02	1
Frankfurt	2024/ 09/17	08:24	10.03 EUR	0.00	1
Duesseldorf	2024/ 09/17	08:12	10.22 EUR	0.00	1
Berlin	2024/ 09/17	09:06	10.17 EUR	0.00	2

Company profile

Company Logo



Company Profile

-

Contact Details

KEMPOWER

--

Ala-Okeroistentie 29 15700 Lahti

Telefon: +358 29 0021900

Fax: -

E-mail: info@kempower.com