

## WESTHAVEN GOLD INC.

ISIN: CA9603501060 WKN: -

## Overview

2024/06/28 21:47:33

Price  
0.175 CADDifference  0.00% (0.00)

## General attributes

ISIN	CA9603501060
Symbol	WHN
Exchange	TSX Venture Exchange
Currency	CAD
Sector	Energy / Commodities
Security type	Stock
Market cap (m)	18 EUR
Benchmark	S&P/TSX 60 INDEX

## Market data

Bid (Bid size)	0.17 CAD (36,000)
Ask (Ask size)	0.18 CAD (35,500)
Open	0.18 CAD
High	0.18 CAD
Low	0.175 CAD
Close (prev. day)	0.175 CAD
VWAP	0.177766 CAD
Volume (pcs)	24,400
Trading volume	4,337.50
Number of trades	8
Last size	1,500

## Futures and Options






Related Futures	-
Related Options	-

5y



Information about previous performance does not guarantee future performance.  
Source: FactSet

## Recent research

on sector		
Date	Headline	Download
2024/06/24	 Aktienempfehlungen Österreich	
2024/06/21	 Global Equity Ratings	
2024/06/21	 Aktienempfehlungen Global	
2024/06/14	 Equity Weekly	
2024/06/14	 Global Equity Ratings	

## Details

2024/06/28 21:47:33

## Price

0.175 CAD

Difference ➔ 0.00% (0.00)

## General attributes

ISIN	CA9603501060
Symbol	WHN
Exchange	TSX Venture Exchange
Currency	CAD
Sector	Energy / Commodities
Security type	Stock
Market cap (m)	18 EUR
Benchmark	S&P/TSX 60 INDEX

## Market data

Bid (Bid size)	0.17 CAD (36,000)
Ask (Ask size)	0.18 CAD (35,500)
Open	0.18 CAD
High	0.18 CAD
Low	0.175 CAD
Close (prev. day)	0.175 CAD
VWAP	0.177766 CAD
Volume (pcs)	24,400
Trading volume	4,337.50
Number of trades	8
Last size	1,500

## Performance and Risk

	6m	1y	3y
Perf (%)	-23.91%	-33.96%	-71.77%
Perf (abs.)	-0.06	-0.09	-0.45
Beta	1.04	0.19	0.61
Volatility	70.08	75.30	73.19

5y



Information about previous performance does not guarantee future performance.  
Source: FactSet

## Price data

Ø price 5 days   Ø volume 5 days (pcs.)	0.173 CAD (17,564)
Ø price 30 days   Ø volume 30 days (pcs.)	0.200 CAD (100,629)
Ø price 100 days   Ø volume 100 days (pcs.)	0.213 CAD (99,470)
Ø price 250 days   Ø volume 250 days (pcs.)	0.216 CAD (83,804)
YTD High   date	0.270 CAD (2024/04/12)
YTD Low   date	0.160 CAD (2024/01/25)
52 Weeks High   date	0.335 CAD (2023/11/29)
52 Weeks Low   date	0.155 CAD (2023/11/06)

## Arbitrage views

Exchange <span>⊕</span>	Date	Time	Price	Trading volume (mio.)	Number of trades
Tradegate	2024/06/28	22:26	0.1195 EUR	0.00	1
TSX Venture Exchange	2024/06/28	21:47	0.175 CAD	0.00	8
Stuttgart	2024/06/28	16:46	0.1175 EUR	0.00	8
Munich	2024/06/28	08:00	0.117 EUR	0.00	1
Frankfurt	2024/06/28	08:10	0.116 EUR	0.00	2

	28					
FINRA other OTC Issues	2024/06/27	19:14	0.1262	USD	0.00	6
Duesseldorf	2024/06/28	08:12	0.1165	EUR	0.00	1
Berlin	2024/06/28	20:48	0.121	EUR	0.00	22

## Company profile

### Company Logo

#### Contact Details

WESTHAVEN GOLD

--

----

Telefon: -

Fax: -

E-mail: -

### Company Profile

-