

ZENTEK LTD.

ISIN: CA98942X1024

WKN: 98942X102

Overview

2024/06/21 21:59:23

Price

1.44 CAD

Difference  -5.26% (-0.08)

General attributes

ISIN CA98942X1024

Symbol ZTEK

Exchange TSX Venture Exchange

Currency CAD

Sector Chemical / Pharmaceutical / Health

Security type Stock

Market cap (m) 100 EUR

Benchmark S&P/TSX 60 INDEX

Market data

Bid (Bid size) 1.43 CAD (1,000)

Ask (Ask size) 1.49 CAD (6,500)

Open 1.46 CAD

High 1.48 CAD

Low 1.43 CAD

Close (prev. day) 1.52 CAD

VWAP 1.448201 CAD

Volume (pcs) 67,965

Trading volume 98,426.95

Number of trades 67

Last size 400

Futures and Options

Related Futures -

Related Options -











5y



Information about previous performance does not guarantee future performance.

Source: FactSet

Recent research

on sector			
Date		Headline	Download
2024/06/21		Global Equity Ratings	
2024/06/21		Aktienempfehlungen Global	
2024/06/14		Equity Weekly	
2024/06/14		Global Equity Ratings	
2024/06/14		Aktienempfehlungen Global	

Details

2024/06/21 21:59:23

Price

1.44 CAD

Difference ▼ -5.26% (-0.08)

General attributes

ISIN	CA98942X1024
Symbol	ZTEK
Exchange	TSX Venture Exchange
Currency	CAD
Sector	Chemical / Pharmaceutical / Health
Security type	Stock
Market cap (m)	100 EUR
Benchmark	S&P/TSX 60 INDEX

Market data

Bid (Bid size)	1.43 CAD (1,000)
Ask (Ask size)	1.49 CAD (6,500)
Open	1.46 CAD
High	1.48 CAD
Low	1.43 CAD
Close (prev. day)	1.52 CAD
VWAP	1.448201 CAD
Volume (pcs)	67,965
Trading volume	98,426.95
Number of trades	67
Last size	400

Performance and Risk

	6m	1y	3y
Perf (%)	+0.70%	-33.02%	-55.28%
Perf (abs.)	+0.01	-0.71	-1.78
Beta	0.27	0.23	1.08
Volatility	62.28	55.09	66.54

5y



Information about previous performance does not guarantee future performance.
Source: FactSet

Price data

Ø price 5 days Ø volume 5 days (pcs.)	1.49 CAD (52,688)
Ø price 30 days Ø volume 30 days (pcs.)	1.52 CAD (41,145)
Ø price 100 days Ø volume 100 days (pcs.)	1.60 CAD (42,305)
Ø price 250 days Ø volume 250 days (pcs.)	1.70 CAD (46,386)
YTD High date	2.12 CAD (2024/01/09)
YTD Low date	1.37 CAD (2024/06/17)
52 Weeks High date	2.23 CAD (2023/07/27)
52 Weeks Low date	1.30 CAD (2023/12/27)

Arbitrage views

Exchange	Date	Time	Price	Trading volume (mio.)	Number of trades
Tradegate	2024/06/21	22:02	1.01 EUR	0.00	1
TSX Venture Exchange	2024/06/21	21:59	1.44 CAD	0.10	67
Stuttgart	2024/06/21	21:53	0.995 EUR	0.00	12
Nasdaq	2024/06/21	22:30	1.06 USD	0.03	154
Munich	2024/06/21	08:04	1.03 EUR	0.00	1

	21					
Frankfurt	2024/06/ 21	08:02	1.01 EUR	0.00		2
Duesseldorf	2024/06/ 21	19:31	0.97 EUR	0.00		7
Berlin	2024/06/ 21	20:22	0.99 EUR	0.00		15

Company profile

Company Logo



Company Profile

-

Contact Details

ZENTEK

--

Telefon: -

Fax: -

E-mail: -