

FUJIKURA NPV

ISIN: JP3811000003

WKN: 5803

Overview

2024/09/18 13:09:46

Price

26.60 EUR

Difference  0.00% (0.00)

General attributes

ISIN	JP3811000003
Symbol	5803
Exchange	Tradegate
Currency	EUR
Sector	Technology
Security type	Stock
Market cap (m)	7,781 EUR
Benchmark	NIKKEI 225

Market data

Bid (Bid size)	26.20 EUR (192)
Ask (Ask size)	26.60 EUR (187)
Open	26.60 EUR
High	26.60 EUR
Low	26.60 EUR
Close (prev. day)	26.60 EUR
VWAP	26.60 EUR
Volume (pcs)	40
Trading volume	1,064.00
Number of trades	1
Last size	40

Futures and Options

Related Futures	-
Related Options	-










5y



Information about previous performance does not guarantee future performance.

Source: FactSet

Recent research

on sector		on market	
Date		Headline	Download
2024/09/11		Global Equity Ratings	
2024/09/11		Aktienempfehlungen Global	
2024/09/09		Aktienempfehlungen Österreich	
2024/09/06		Equity Weekly	
2024/09/05		Global Equity Ratings	

Details

2024/09/18 13:09:46

Price

26.60 EUR

Difference ➔ 0.00% (0.00)

General attributes

ISIN	JP3811000003
Symbol	5803
Exchange	Tradegate
Currency	EUR
Sector	Technology
Security type	Stock
Market cap (m)	7,781 EUR
Benchmark	NIKKEI 225

Market data

Bid (Bid size)	26.20 EUR (192)
Ask (Ask size)	26.60 EUR (187)
Open	26.60 EUR
High	26.60 EUR
Low	26.60 EUR
Close (prev. day)	26.60 EUR
VWAP	26.60 EUR
Volume (pcs)	40
Trading volume	1,064.00
Number of trades	1
Last size	40

Performance and Risk

	6m	1y	3y
Perf (%)	+121.67%	+238.85%	-
Perf (abs.)	+14.60	+18.75	-
Beta	-	-	-
Volatility	67.52	56.47	-

5y



Information about previous performance does not guarantee future performance.
Source: FactSet

Price data

Ø price 5 days Ø volume 5 days (pcs.)	26.04 EUR (580)
Ø price 30 days Ø volume 30 days (pcs.)	24.01 EUR (1,483)
Ø price 100 days Ø volume 100 days (pcs.)	19.87 EUR (1,429)
Ø price 250 days Ø volume 250 days (pcs.)	13.56 EUR (922)
YTD High date	28.00 EUR (2024/09/02)
YTD Low date	7.00 EUR (2024/01/02)
52 Weeks High date	28.00 EUR (2024/09/02)
52 Weeks Low date	6.40 EUR (2023/11/09)

Arbitrage views

Exchange ⊕	Date	Time	Price	Trading volume (mio.)	Number of trades
Tradegate	2024/09/18	13:09	26.60 EUR	0.00	1
Tokyo Stock Exchange	2024/09/18	08:00	4,154.00 JPY	236.58	18,281
Stuttgart	2024/09/18	09:56	26.60 EUR	0.00	2
Frankfurt	2024/09/18	08:17	26.00 EUR	0.00	1
FINRA other OTC	2024/09/18	18:15	27.912 USD	0.01	2

Issues	05					
Duesseldorf	2024/09/ 18	19:30	26.00 EUR	0.00		5
Berlin	2024/09/ 18	08:13	26.00 EUR	0.00		1

Company profile

Company Logo



Company Profile

-

Contact Details

FUJIKURA

- -

1-5-1, Kiba, Koto-ku - 135-8512 Tokyo

Telefon: 03-5606-1030

Fax: 03-5606-1502

E-mail: -