

SHIONOGI & CORP LTD.

ISIN: JP3347200002 WKN: 4507

Overview

2024/08/16 08:02:20

Price
39.60 EURDifference  -2.94% (-1.20)

General attributes

ISIN	JP3347200002
Symbol	4507
Exchange	Tradegate
Currency	EUR
Sector	Chemical / Pharmaceutical / Health
Security type	Stock
Market cap (m)	11,314 EUR
Benchmark	NIKKEI 225

Market data

Bid (Bid size)	40.00 EUR (90)
Ask (Ask size)	40.80 EUR (125)
Open	39.60 EUR
High	39.60 EUR
Low	39.60 EUR
Close (prev. day)	40.80 EUR
VWAP	39.60 EUR
Volume (pcs)	150
Trading volume	5,940.00
Number of trades	1
Last size	150








Futures and Options

Related Futures	-
Related Options	-



Information about previous performance does not guarantee future performance.
Source: FactSet

Recent research

on sector	on market		
Date	Headline		Download
2024/08/16	 Equity Weekly		
2024/08/13	 Aktienempfehlungen Österreich		
2024/08/12	 Global Equity Ratings		
2024/08/12	 Aktienempfehlungen Global		
2024/08/09	 Equity Weekly		

Details

2024/08/16 08:02:20

Price

39.60 EUR

Difference ▼ -2.94% (-1.20)

General attributes

ISIN	JP3347200002
Symbol	4507
Exchange	Tradegate
Currency	EUR
Sector	Chemical / Pharmaceutical / Health
Security type	Stock
Market cap (m)	11,314 EUR
Benchmark	NIKKEI 225

Market data

Bid (Bid size)	40.00 EUR (90)
Ask (Ask size)	40.80 EUR (125)
Open	39.60 EUR
High	39.60 EUR
Low	39.60 EUR
Close (prev. day)	40.80 EUR
VWAP	39.60 EUR
Volume (pcs)	150
Trading volume	5,940.00
Number of trades	1
Last size	150

Performance and Risk

	6m	1y	3y
Perf (%)	-6.85%	+3.55%	-
Perf (abs.)	-3.00	+1.40	-
Beta	0.51	0.51	0.59
Volatility	32.37	26.87	-



Price data

Ø price 5 days Ø volume 5 days (pcs.)	39.56 EUR (82)
Ø price 30 days Ø volume 30 days (pcs.)	38.95 EUR (50)
Ø price 100 days Ø volume 100 days (pcs.)	40.74 EUR (48)
Ø price 250 days Ø volume 250 days (pcs.)	42.73 EUR (36)
YTD High date	49.40 EUR (2024/03/07)
YTD Low date	35.20 EUR (2024/06/21)
52 Weeks High date	49.40 EUR (2024/03/07)
52 Weeks Low date	35.20 EUR (2024/06/21)

Arbitrage views

Exchange	Date	Time	Price	Trading volume (mio.)	Number of trades
Tradegate	2024/08/16	08:02	39.60 EUR	0.01	1
Tokyo Stock Exchange	2024/08/16	08:00	6,534.00 JPY	46.97	2,107
Stuttgart	2024/08/16	10:32	39.20 EUR	0.00	2
Munich	2024/08/16	08:00	39.20 EUR	0.00	1
Frankfurt	2024/08/16	09:58	39.00 EUR	0.00	1

	16					
FINRA other OTC Issues	2024/08/16	20:28	43.80 USD	0.01		2
Duesseldorf	2024/08/16	19:30	39.40 EUR	0.00		5
Berlin	2024/08/16	08:08	39.60 EUR	0.00		1

Company profile

Company Logo



Contact Details

SHIONOGI & CO. LTD.

--

3-1-8 Dosho-machi, Chuo-Ku - 541-0045
Osaka

Telefon: +81-6-6202-2161

Fax: +81-6-6229-9596

E-mail: -

Company Profile

-

Members of Management Board

Ph.D. Isao Teshirogi Chairman of Managing Board

John Keller Member of Executive Committee

Kazuhiro Hatanaka Member of Executive Committee

Kohji Hanasaki Member of Executive Committee

Noriyuki Kishida Member of Executive Committee

Ryuichi Kiyama Member of Executive Committee

Toshinobu Iwasaki Member of Executive Committee

Yasuyoshi Isou Member of Executive Committee

Board of directors

Fumi Takatsuki Member of Supervisory Board

Hiroshi Ozaki Member of Supervisory Board

Keiichi Ando Member of Supervisory Board

Takuko Sawada Member of Supervisory Board