

## GRIFOLS S.A. PRF SHS B

ISIN: **ES0171996095** WKN: -

## Overview

2024/04/30 10:30:14

Price

5.995 EUR

Difference  2.22% (0.13)

## General attributes

ISIN ES0171996095

Symbol GRF.P

Exchange Stuttgart

Currency EUR

Sector Chemical / Pharmaceutical / Health

Security type Stock

Market cap (m) 5,193 EUR

Benchmark IBEX 35

## Market data

Bid (Bid size) - (0)

Ask (Ask size) - (0)

Open 5.86 EUR

High 5.995 EUR

Low 5.86 EUR

Close (prev. day) 5.865 EUR

VWAP -

Volume (pcs) 0

Trading volume 0.00

Number of trades 7

Last size 0

## Futures and Options

Related Futures -

Related Options -






5y



Information about previous performance does not guarantee future performance.

Source: FactSet

## Recent research

on sector		on market	
Date		Headline	Download
2024/04/29		Aktienempfehlungen Österreich	
2024/04/26		Global Equity Ratings	
2024/04/26		Aktienempfehlungen Global	
2024/04/15		Aktienempfehlungen Österreich	
2024/04/03		Global Equity Ratings	

## Details

2024/04/30 10:30:14

## Price

5.995 EUR

Difference ▲ 2.22% (0.13)

## General attributes

ISIN	ES0171996095
Symbol	GRF.P
Exchange	Stuttgart
Currency	EUR
Sector	Chemical / Pharmaceutical / Health
Security type	Stock
Market cap (m)	5,193 EUR
Benchmark	IBEX 35

## Market data

Bid (Bid size)	- (0)
Ask (Ask size)	- (0)
Open	5.86 EUR
High	5.995 EUR
Low	5.86 EUR
Close (prev. day)	5.865 EUR
VWAP	-
Volume (pcs)	0
Trading volume	0.00
Number of trades	7
Last size	0

## Performance and Risk

	6m	1y	3y
Perf (%)	-16.68%	-9.78%	-
Perf (abs.)	-1.20	-0.65	-
Beta	2.17	1.62	1.09
Volatility	105.71	78.30	-

5y



Information about previous performance does not guarantee future performance.  
Source: FactSet

## Price data

Ø price 5 days   Ø volume 5 days (pcs.)	5.865 EUR (0)
Ø price 30 days   Ø volume 30 days (pcs.)	5.959 EUR (50)
Ø price 100 days   Ø volume 100 days (pcs.)	7.190 EUR (288)
Ø price 250 days   Ø volume 250 days (pcs.)	7.939 EUR (125)
YTD High   date	10.430 EUR (2024/01/05)
YTD Low   date	4.848 EUR (2024/03/08)
52 Weeks High   date	10.430 EUR (2024/01/05)
52 Weeks Low   date	4.848 EUR (2024/03/08)

## Arbitrage views

Exchange <span style="color: blue;">⊕</span>	Date	Time	Price	Trading volume (mio.)	Number of trades
Tradegate	2024/04/30	22:02	5.98 EUR	0.00	1
Stuttgart	2024/04/30	10:30	5.995 EUR	0.00	7
Munich	2024/04/30	08:03	5.92 EUR	0.00	2
London Stock Exchange European Trade Reporting	2024/05/01	17:30	6.015 EUR	0.00	1
Frankfurt	2024/04/30	08:37	5.86 EUR	0.00	3

	04/30					
FINRA other OTC Issues	2024/ 04/05	16:43	6.87 USD	0.01		11
Duesseldorf	2024/ 04/30	19:31	5.955 EUR	0.00		7
BME Continuous Market	2024/ 04/30	17:35	6.005 EUR	1.56		757

## Company profile

### Company Logo

# GRIFOLS

### Contact Details

GRIFOLS SA

- -

Avinguda de la Generalitat, 152-158, Parc de Negocis Can Sant Joan - 08174 Barcelona

Telefon: +34-93-571-02-21

Fax: +34-93-571-02-67

E-mail: -

### Company Profile

-

#### Members of Management Board

Thomas Glanzmann	Chairman of Managing Board
Raimon Grifols Roura	Member of Executive Committee
Víctor Grifols Deu	Member of Executive Committee

#### Board of directors

Thomas Heinrich Glanzmann	Chairman of Supervisory Board
Enriqueta Felip Font	Member of Supervisory Board
Albert Coma-Cros	Member of Supervisory Board
Carina Szpilka Lázaro	Member of Supervisory Board
James Costos	Member of Supervisory Board
Montserrat Muñoz Abellana	Member of Supervisory Board
Raimon Grifols Roura	Member of Supervisory Board
Susana González Rodríguez	Member of Supervisory Board
Tomás Dagá Gelabert	Member of Supervisory Board
Victor Grifols Deu	Member of Supervisory Board
Íñigo Sánchez-Asiáin Mardones	Member of Supervisory Board