

THUNDERBIRD ENTERTAINMENT GROUP INC.

ISIN: CA88605U1075 WKN: -

Overview

2024/07/26 11:05:43

Price
1.27 EURDifference  19.81% (0.21)

General attributes

ISIN	CA88605U1075
Symbol	TBRD
Exchange	Stuttgart
Currency	EUR
Sector	Technology
Security type	Stock
Market cap (m)	65 EUR
Benchmark	S&P/TSX 60 INDEX

Market data

Bid (Bid size)	- (0)
Ask (Ask size)	- (0)
Open	1.27 EUR
High	1.27 EUR
Low	1.27 EUR
Close (prev. day)	1.06 EUR
VWAP	-
Volume (pcs)	0
Trading volume	0.00
Number of trades	4
Last size	0

Futures and Options










Related Futures	-
Related Options	-

5y



Information about previous performance does not guarantee future performance.
Source: FactSet

Recent research

on sector		
Date	Headline	Download
2024/07/26	 Equity Weekly	
2024/07/24	 Global Equity Ratings	
2024/07/24	 Aktienempfehlungen Global	
2024/07/15	 Aktienempfehlungen Global	
2024/07/12	 Global Equity Ratings	

Details

2024/07/26 11:05:43

Price

1.27 EUR

Difference ▲ 19.81% (0.21)

General attributes

ISIN	CA88605U1075
Symbol	TBRD
Exchange	Stuttgart
Currency	EUR
Sector	Technology
Security type	Stock
Market cap (m)	65 EUR
Benchmark	S&P/TSX 60 INDEX

Market data

Bid (Bid size)	- (0)
Ask (Ask size)	- (0)
Open	1.27 EUR
High	1.27 EUR
Low	1.27 EUR
Close (prev. day)	1.06 EUR
VWAP	-
Volume (pcs)	0
Trading volume	0.00
Number of trades	4
Last size	0

Performance and Risk

	6m	1y	3y
Perf (%)	+0.79%	-45.73%	-
Perf (abs.)	+0.01	-1.07	-
Beta	-0.27	-0.40	0.13
Volatility	88.59	84.98	-

5y



Information about previous performance does not guarantee future performance.
Source: FactSet

Price data

Ø price 5 days Ø volume 5 days (pcs.)	1.18 EUR (0)
Ø price 30 days Ø volume 30 days (pcs.)	1.15 EUR (0)
Ø price 100 days Ø volume 100 days (pcs.)	1.23 EUR (0)
Ø price 250 days Ø volume 250 days (pcs.)	1.40 EUR (8)
YTD High date	1.55 EUR (2024/01/02)
YTD Low date	1.04 EUR (2024/06/24)
52 Weeks High date	2.56 EUR (2023/07/31)
52 Weeks Low date	1.04 EUR (2024/06/24)

All listings for THUNDERBIRD ENTERTAINMENT GROUP INC.

Exchange ⊕	Date	Time	Price	Trading volume (mio.)	Number of trades
Tradegate	2024/07/26	22:02	1.23 EUR	0.00	1
TSX Venture Exchange	2024/07/25	20:02	1.95 CAD	0.05	37
Stuttgart	2024/07/26	11:05	1.27 EUR	0.00	4
Munich	2024/07/26	08:00	1.27 EUR	0.00	2
Frankfurt	2024/07/26	08:10	1.27 EUR	0.00	2

	26						
FINRA other OTC Issues	2024/07/ 25	20:02	1.40	USD	0.01		27

Company profile

Company Logo

THUNDERBIRD
ENTERTAINMENT

Company Profile

-

Contact Details

THUNDERBIRD ENTERTAINMENT

--

Telefon: -

Fax: -

E-mail: -