

## DINO POLSKA SA

ISIN: **PLDINPL00011** WKN: -

## Overview

2024/07/26 19:31:35

Price  
78.76 EURDifference  -2.38% (-1.92)

## General attributes

ISIN	PLDINPL00011
Symbol	DNP
Exchange	Duesseldorf
Currency	EUR
Sector	Commerce
Security type	Stock
Market cap (m)	8,020 EUR
Benchmark	POLAND WIG 20

## Market data

Bid (Bid size)	-
Ask (Ask size)	-
Open	79.22 EUR
High	79.84 EUR
Low	78.68 EUR
Close (prev. day)	80.68 EUR
VWAP	-
Volume (pcs)	0
Trading volume	0.00
Number of trades	5
Last size	0

## Futures and Options











Related Futures	-
Related Options	-

5y



Information about previous performance does not guarantee future performance.  
Source: FactSet

## Recent research

	on sector	on market	
Date		Headline	Download
2024/07/24		Global Equity Ratings	
2024/07/24		Aktienempfehlungen Global	
2024/07/15		Aktienempfehlungen Global	
2024/07/12		Global Equity Ratings	
2024/06/21		Equity Weekly	

## Details

2024/07/26 19:31:35

**Price**  
78.76 EUR

**Difference** ▼ -2.38% (-1.92)

## General attributes

ISIN	PLDINPL00011
Symbol	DNP
Exchange	Duesseldorf
Currency	EUR
Sector	Commerce
Security type	Stock
Market cap (m)	8,020 EUR
Benchmark	POLAND WIG 20

## Market data

Bid (Bid size)	-
Ask (Ask size)	-
Open	79.22 EUR
High	79.84 EUR
Low	78.68 EUR
Close (prev. day)	80.68 EUR
VWAP	-
Volume (pcs)	0
Trading volume	0.00
Number of trades	5
Last size	0

## Performance and Risk

	6m	1y	3y
Perf (%)	-15.89%	-23.57%	-
Perf (abs.)	-14.88	-24.29	-
Beta	1.00	0.76	0.66
Volatility	43.67	43.99	-

5y



Information about previous performance does not guarantee future performance.  
Source: FactSet

## Price data

Ø price 5 days   Ø volume 5 days (pcs.)	85.61 EUR (0)
Ø price 30 days   Ø volume 30 days (pcs.)	90.35 EUR (1)
Ø price 100 days   Ø volume 100 days (pcs.)	89.82 EUR (10)
Ø price 250 days   Ø volume 250 days (pcs.)	91.10 EUR (5)
YTD High   date	109.95 EUR (2024/03/04)
YTD Low   date	78.68 EUR (2024/07/26)
52 Weeks High   date	109.95 EUR (2024/03/04)
52 Weeks Low   date	70.34 EUR (2023/10/03)

## Arbitrage views

Exchange <span>⊕</span>	Date	Time	Price	Trading volume (mio.)	Number of trades
Stuttgart	2024/07/26	08:17	79.54 EUR	0.00	3
Munich	2024/07/26	15:47	82.28 EUR	0.01	3
London Stock Exchange European Trade Reporting	2024/07/26	16:50	77.50 PLN	0.00	1
Frankfurt	2024/07/26	14:46	80.00 EUR	0.01	1
FINRA other OTC Issues	2024/	15:53	102.00 USD	0.30	12

	06/21					
Duesseldorf	2024/ 07/26	19:31	78.76 EUR	0.00		5
Berlin	2024/ 07/26	21:50	80.56 EUR	0.00		17

## Company profile

### Company Logo



### Contact Details

DINO POLSKA SA

--

ul. Ostrowska 122 - 63-700 Krotoszyn

Telefon: +48-62-725-5400

Fax: +

E-mail: -

### Company Profile

-

### Members of Management Board

Izabela Biadala Member of Executive Committee

Michał Krauze Member of Executive Committee

Piotr Scigala Member of Executive Committee

### Board of directors

Tomasz Biernacki Chairman of Supervisory Board

Eryk Bajer Member of Supervisory Board

Maciej Polanowski Member of Supervisory Board

Piotr Borowski Member of Supervisory Board

Sławomir Jakszuk Member of Supervisory Board