

GREENERGY RENOVABLES SA EUR0.35

ISIN: **ES0105079000** WKN: -

Overview

2024/07/26 19:31:35

Price

34.75 EUR

Difference  -0.14% (-0.05)

General attributes

ISIN	ES0105079000
Symbol	GRE
Exchange	Duesseldorf
Currency	EUR
Sector	Utilities
Security type	Stock
Market cap (m)	1,070 EUR
Benchmark	IBEX 35

Market data

Bid (Bid size)	-
Ask (Ask size)	-
Open	34.80 EUR
High	34.80 EUR
Low	34.30 EUR
Close (prev. day)	34.80 EUR
VWAP	-
Volume (pcs)	0
Trading volume	0.00
Number of trades	7
Last size	0

Futures and Options











Related Futures	-
Related Options	-

5y



Information about previous performance does not guarantee future performance.
Source: FactSet

Recent research

on sector		on market	
Date		Headline	Download
2024/07/26		Equity Weekly	
2024/07/24		Global Equity Ratings	
2024/07/24		Aktienempfehlungen Global	
2024/07/15		Aktienempfehlungen Global	
2024/07/12		Global Equity Ratings	

Details

2024/07/26 19:31:35

Price

34.75 EUR

Difference ▼ -0.14% (-0.05)

General attributes

ISIN	ES0105079000
Symbol	GRE
Exchange	Duesseldorf
Currency	EUR
Sector	Utilities
Security type	Stock
Market cap (m)	1,070 EUR
Benchmark	IBEX 35

Market data

Bid (Bid size)	-
Ask (Ask size)	-
Open	34.80 EUR
High	34.80 EUR
Low	34.30 EUR
Close (prev. day)	34.80 EUR
VWAP	-
Volume (pcs)	0
Trading volume	0.00
Number of trades	7
Last size	0

Performance and Risk

	6m	1y	3y
Perf (%)	+13.93%	+24.46%	-
Perf (abs.)	+4.25	+6.83	-
Beta	1.07	1.25	0.86
Volatility	40.97	39.60	-

5y



Information about previous performance does not guarantee future performance.
Source: FactSet

Price data

Ø price 5 days Ø volume 5 days (pcs.)	34.41 EUR (0)
Ø price 30 days Ø volume 30 days (pcs.)	34.04 EUR (0)
Ø price 100 days Ø volume 100 days (pcs.)	29.07 EUR (0)
Ø price 250 days Ø volume 250 days (pcs.)	27.50 EUR (0)
YTD High date	36.30 EUR (2024/07/12)
YTD Low date	22.44 EUR (2024/03/20)
52 Weeks High date	36.30 EUR (2024/07/12)
52 Weeks Low date	18.17 EUR (2023/10/16)

Arbitrage views

Exchange ⊕	Date	Time	Price	Trading volume (mio.)	Number of trades
Tradegate	2024/07/26	22:26	35.05 EUR	0.01	1
Stuttgart	2024/07/26	08:17	35.00 EUR	0.00	3
Munich	2024/07/26	08:19	34.95 EUR	0.00	2
Frankfurt	2024/07/26	15:29	34.15 EUR	0.00	4
Duesseldorf	2024/07/26	19:31	34.75 EUR	0.00	7

	26						
Berlin	2024/07/26	21:50	35.00	EUR	0.00		17
BME Continuous Market	2024/07/26	17:35	34.95	EUR	0.87		278

Company profile

Company Logo

Contact Details

GREENERGY RENOVABLES SA

--

Telefon: -

Fax: -

E-mail: -

Company Profile

-