

GRUPO CATALANA OCCIDENTE SA EUR0.30

ISIN: **ES0116920333** WKN: -

Overview

2024/09/17 19:31:22

Price
39.10 EURDifference  0.00% (0.00)

General attributes

| | |
|----------------|--------------|
| ISIN | ES0116920333 |
| Symbol | GCO |
| Exchange | Duesseldorf |
| Currency | EUR |
| Sector | Financial |
| Security type | Stock |
| Market cap (m) | 4,740 EUR |
| Benchmark | IBEX 35 |

Market data

| | |
|-------------------|-----------|
| Bid (Bid size) | - |
| Ask (Ask size) | - |
| Open | 39.15 EUR |
| High | 39.25 EUR |
| Low | 38.95 EUR |
| Close (prev. day) | 39.10 EUR |
| VWAP | - |
| Volume (pcs) | 0 |
| Trading volume | 0.00 |
| Number of trades | 6 |
| Last size | 0 |

Futures and Options








| | |
|-----------------|---|
| Related Futures | - |
| Related Options | - |

5y



Information about previous performance does not guarantee future performance.
Source: FactSet

Recent research

| on sector | | on market | |
|------------|---|-------------------------------|---|
| Date | | Headline | Download |
| 2024/09/11 |  | Global Equity Ratings |  |
| 2024/09/11 |  | Aktienempfehlungen Global |  |
| 2024/09/09 |  | Aktienempfehlungen Österreich |  |
| 2024/09/06 |  | Equity Weekly |  |
| 2024/09/05 |  | Global Equity Ratings |  |

Details

2024/09/17 19:31:22

Price

39.10 EUR

Difference ➔ 0.00% (0.00)

General attributes

| | |
|----------------|--------------|
| ISIN | ES0116920333 |
| Symbol | GCO |
| Exchange | Duesseldorf |
| Currency | EUR |
| Sector | Financial |
| Security type | Stock |
| Market cap (m) | 4,740 EUR |
| Benchmark | IBEX 35 |

Market data

| | |
|-------------------|-----------|
| Bid (Bid size) | - |
| Ask (Ask size) | - |
| Open | 39.15 EUR |
| High | 39.25 EUR |
| Low | 38.95 EUR |
| Close (prev. day) | 39.10 EUR |
| VWAP | - |
| Volume (pcs) | 0 |
| Trading volume | 0.00 |
| Number of trades | 6 |
| Last size | 0 |

Performance and Risk

| | 6m | 1y | 3y |
|-------------|---------|---------|----|
| Perf (%) | +15.68% | +26.13% | - |
| Perf (abs.) | +5.30 | +8.10 | - |
| Beta | - | - | - |
| Volatility | 17.04 | 15.55 | - |

5y



Information about previous performance does not guarantee future performance.
Source: FactSet

Price data

| | |
|---|------------------------|
| Ø price 5 days Ø volume 5 days (pcs.) | 38.83 EUR (0) |
| Ø price 30 days Ø volume 30 days (pcs.) | 39.00 EUR (0) |
| Ø price 100 days Ø volume 100 days (pcs.) | 37.97 EUR (5) |
| Ø price 250 days Ø volume 250 days (pcs.) | 34.53 EUR (3) |
| YTD High date | 40.00 EUR (2024/07/31) |
| YTD Low date | 30.55 EUR (2024/01/02) |
| 52 Weeks High date | 40.00 EUR (2024/07/31) |
| 52 Weeks Low date | 29.75 EUR (2023/10/26) |

All listings for GRUPO CATALANA OCCIDENTE SA EUR0.30

| Exchange ⊕ | Date | Time | Price | Trading volume (mio.) | Number of trades |
|---|------------|-------|------------|-----------------------|------------------|
| Tradegate | 2024/09/17 | 22:26 | 39.50 EUR | 0.00 | 2 |
| Stuttgart | 2024/09/17 | 08:06 | 38.45 EUR | 0.00 | 2 |
| Munich | 2024/09/17 | 08:08 | 39.30 EUR | 0.00 | 2 |
| London Stock Exchange European Trade Reporting | 2024/09/17 | 17:30 | 39.625 EUR | 0.00 | 2 |
| Frankfurt | 2024/09/17 | 08:24 | 38.80 EUR | 0.00 | 2 |

| | 09/17 | | | | | |
|-----------------------|----------------|-------|-----------|------|--|-----|
| Duesseldorf | 2024/ 09/17 | 19:31 | 39.10 EUR | 0.00 | | 6 |
| Berlin | 2024/ 09/17 | 21:50 | 39.40 EUR | 0.00 | | 19 |
| BME Continuous Market | 2024/ 09/17 | 17:35 | 39.50 EUR | 0.36 | | 248 |

Company profile

Company Logo



Company Profile

-

Contact Details

GRUPO CATALANA OCCIDENTE

--

Avenida Alcalde Barnils 63 08174 Sant
Cugat del Valles, Barcelona

Telefon: +34 9 3582 0518

Fax: -

E-mail: analistas@catalanaoccidente.com