

SEMAPA - SOCIEDADE DE INVESTIMENTO E GESTAO SGPS S.A.

ISIN: **PTSEM0AM0004** WKN: -

Overview

2024/07/17 08:10:43

Price

14.98 EUR

Difference  -1.58% (-0.24)

General attributes

ISIN	PTSEM0AM0004
Symbol	SEM
Exchange	Stuttgart
Currency	EUR
Sector	Industry
Security type	Stock
Market cap (m)	1,266 EUR
Benchmark	PORTUGAL PSI

Market data

Bid (Bid size)	15.08 EUR (2,818)
Ask (Ask size)	15.78 EUR (2,000)
Open	14.98 EUR
High	14.98 EUR
Low	14.98 EUR
Close (prev. day)	15.22 EUR
VWAP	-
Volume (pcs)	0
Trading volume	0.00
Number of trades	1
Last size	0

Futures and Options










Related Futures	-
Related Options	-

5y



Information about previous performance does not guarantee future performance.
Source: FactSet

Recent research

on sector		on market	
Date		Headline	Download
2024/07/15		Aktienempfehlungen Global	
2024/07/12		Global Equity Ratings	
2024/07/09		Aktienempfehlungen Österreich	
2024/06/24		Aktienempfehlungen Österreich	
2024/06/21		Global Equity Ratings	

Details

2024/07/17 08:10:43

Price

14.98 EUR

Difference ▼ -1.58% (-0.24)

General attributes

ISIN	PTSEM0AM0004
Symbol	SEM
Exchange	Stuttgart
Currency	EUR
Sector	Industry
Security type	Stock
Market cap (m)	1,266 EUR
Benchmark	PORTUGAL PSI

Market data

Bid (Bid size)	15.08 EUR (2,818)
Ask (Ask size)	15.78 EUR (2,000)
Open	14.98 EUR
High	14.98 EUR
Low	14.98 EUR
Close (prev. day)	15.22 EUR
VWAP	-
Volume (pcs)	0
Trading volume	0.00
Number of trades	1
Last size	0

Performance and Risk

	6m	1y	3y
Perf (%)	+11.91%	+21.96%	+36.14%
Perf (abs.)	+1.62	+2.74	+4.04
Beta	0.47	0.40	0.58
Volatility	24.41	19.79	27.64

5y



Information about previous performance does not guarantee future performance.
Source: FactSet

Price data

Ø price 5 days Ø volume 5 days (pcs.)	14.64 EUR (0)
Ø price 30 days Ø volume 30 days (pcs.)	14.23 EUR (0)
Ø price 100 days Ø volume 100 days (pcs.)	14.57 EUR (0)
Ø price 250 days Ø volume 250 days (pcs.)	13.81 EUR (1)
YTD High date	16.28 EUR (2024/05/16)
YTD Low date	13.08 EUR (2024/03/07)
52 Weeks High date	16.28 EUR (2024/05/16)
52 Weeks Low date	12.38 EUR (2023/07/18)

All listings for SEMAPA - SOCIEDADE DE INVESTIMENTO E GESTAO SGPS S.A.

Exchange	Date	Time	Price	Trading volume (mio.)	Number of trades
Stuttgart	2024/07/17	08:10	14.98 EUR	0.00	1
London Stock Exchange European Trade Reporting	2024/07/17	09:59	15.54 EUR	0.00	1
Frankfurt	2024/07/17	08:23	15.34 EUR	0.00	1
Euronext Milan MTF Trading After Hours	-	-	-	0.00	-

Euronext Lisbon	2024/ 07/17	13:09	15.44	EUR	0.30	95
Duesseldorf	2024/ 07/17	12:31	15.34	EUR	0.00	3

Company profile

Company Logo



Contact Details

SEMAPA SOCIEDADE DE INVESTIMENTO
E GESTÃO SGPS SA

--

Av. Fontes Pereira de Melo, 14-10° -
1050-121 Lissabon

Telefon: +351-213-184-700

Fax: +351-213-521-748

E-mail: info@semapa.pt

Company Profile

-

Members of Management Board

Ricardo Pires	Chairman of Managing Board
Hugo Pinto	Member of Executive Committee
Isabel Viegas	Member of Executive Committee
Tiago de Noronha	Member of Executive Committee
Vítor Paulo Paranhos Pereira	Member of Executive Committee

Board of directors

José Antonio do Prado Fay	Chairman of Supervisory Board
Vítor Paulo Paranhos Pereira	Member of Supervisory Board
António Pedro de Carvalho Viana-Baptista	Member of Supervisory Board
Filipa Mendes de Almeida de Queiroz Pereira	Member of Supervisory Board
Lua Monica Mendes de Almeida de Queiroz Pereira	Member of Supervisory Board
Mafalda Mendes de Almeida de Queiroz Pereira	Member of Supervisory Board
Paulo José Lameiras Martins	Member of Supervisory Board