

ARJO AB SER'B'NPV

ISIN: SE0010468116 WKN: -

Overview

2024/04/30 19:32:06

Price
3.90 EURDifference  -1.76% (-0.07)

General attributes

ISIN	SE0010468116
Symbol	ARJO B
Exchange	Duesseldorf
Currency	EUR
Sector	Chemical / Pharmaceutical / Health
Security type	Stock
Market cap (m)	1,014 EUR
Benchmark	OMX STOCKHOLM 30 INDEX

Market data

Bid (Bid size)	-
Ask (Ask size)	-
Open	3.972 EUR
High	3.974 EUR
Low	3.90 EUR
Close (prev. day)	3.97 EUR
VWAP	-
Volume (pcs)	0
Trading volume	0.00
Number of trades	7
Last size	0

Futures and Options

Related Futures	-
Related Options	-






5y



Information about previous performance does not guarantee future performance.
Source: FactSet

Recent research

on sector

Date	Headline	Download
2024/04/29	 Aktienempfehlungen Österreich	
2024/04/26	 Global Equity Ratings	
2024/04/26	 Aktienempfehlungen Global	
2024/04/15	 Aktienempfehlungen Österreich	
2024/04/03	 Global Equity Ratings	

Details

2024/04/30 19:32:06

Price

3.90 EUR

 Difference ▼ -1.76% (-0.07)

General attributes

ISIN	SE0010468116
Symbol	ARJO B
Exchange	Duesseldorf
Currency	EUR
Sector	Chemical / Pharmaceutical / Health
Security type	Stock
Market cap (m)	1,014 EUR
Benchmark	OMX STOCKHOLM 30 INDEX

Market data

Bid (Bid size)	-
Ask (Ask size)	-
Open	3.972 EUR
High	3.974 EUR
Low	3.90 EUR
Close (prev. day)	3.97 EUR
VWAP	-
Volume (pcs)	0
Trading volume	0.00
Number of trades	7
Last size	0

Performance and Risk

	6m	1y	3y
Perf (%)	+28.12%	-1.76%	-
Perf (abs.)	+0.86	-0.07	-
Beta	0.75	1.00	0.92
Volatility	34.95	36.63	-

5y



Information about previous performance does not guarantee future performance.
Source: FactSet

Price data

Ø price 5 days Ø volume 5 days (pcs.)	3.95 EUR (0)
Ø price 30 days Ø volume 30 days (pcs.)	4.30 EUR (17)
Ø price 100 days Ø volume 100 days (pcs.)	4.06 EUR (7)
Ø price 250 days Ø volume 250 days (pcs.)	3.74 EUR (5)
YTD High date	4.68 EUR (2024/02/26)
YTD Low date	3.41 EUR (2024/01/03)
52 Weeks High date	4.68 EUR (2024/02/26)
52 Weeks Low date	2.88 EUR (2023/10/26)

Arbitrage views

Exchange	Date	Time	Price	Trading volume (mio.)	Number of trades
Tradegate	2024/04/30	22:26	3.928 EUR	0.00	1
Stuttgart	2024/04/30	15:37	3.94 EUR	0.00	7
Nasdaq Stockholm	2024/04/30	12:59	46.72 SEK	13.59	623
Munich	2024/04/30	08:03	3.986 EUR	0.00	1
London Stock Exchange	2024/	17:25	46.54 SEK	0.00	2

European Trade Reporting	04/30					
Frankfurt	2024/ 04/30	08:07	3.954 EUR	0.00		2
FINRA other OTC Issues	2024/ 03/21	19:16	4.59 USD	0.00		1
Duesseldorf	2024/ 04/30	19:32	3.90 EUR	0.00		7
Berlin	2024/ 04/30	21:43	3.936 EUR	0.00		12

Company profile

Company Logo



Company Profile

-

Contact Details

ARJO AB

--

Telefon: -

Fax: -

E-mail: -