

ERYTECH PHARMA S.A.

ISIN: FR001400K4B1 WKN: -

Overview

2023/09/15 19:31:53

Price
3.93 EURDifference  -5.07% (-0.21)

General attributes

ISIN	FR001400K4B1
Symbol	PHXM
Exchange	Duesseldorf
Currency	EUR
Sector	Chemical / Pharmaceutical / Health
Security type	Stock
Market cap (m)	16 EUR
Benchmark	CAC 40 INDEX

Market data

Bid (Bid size)	-
Ask (Ask size)	-
Open	4.105 EUR
High	4.105 EUR
Low	3.93 EUR
Close (prev. day)	4.14 EUR
VWAP	-
Volume (pcs)	0
Trading volume	0.00
Number of trades	5
Last size	0

Futures and Options









Related Futures	-
Related Options	-

5y



Information about previous performance does not guarantee future performance.
Source: FactSet

Recent research

on sector		on market	
Date		Headline	Download
2024/09/13		Equity Weekly	
2024/09/11		Global Equity Ratings	
2024/09/11		Aktienempfehlungen Global	
2024/09/09		Aktienempfehlungen Österreich	
2024/09/05		Global Equity Ratings	

Details

2023/09/15 19:31:53

Price

3.93 EUR

Difference ▼ -5.07% (-0.21)

General attributes

ISIN	FR001400K4B1
Symbol	PHXM
Exchange	Duesseldorf
Currency	EUR
Sector	Chemical / Pharmaceutical / Health
Security type	Stock
Market cap (m)	16 EUR
Benchmark	CAC 40 INDEX

Market data

Bid (Bid size)	-
Ask (Ask size)	-
Open	4.105 EUR
High	4.105 EUR
Low	3.93 EUR
Close (prev. day)	4.14 EUR
VWAP	-
Volume (pcs)	0
Trading volume	0.00
Number of trades	5
Last size	0

Performance and Risk

	6m	1y	3y
Perf (%)	-	-	-
Perf (abs.)	-	-	-
Beta	-	-	-
Volatility	-	-	-

5y



Information about previous performance does not guarantee future performance.
Source: FactSet

Price data

Ø price 5 days Ø volume 5 days (pcs.)	4.02 EUR (0)
Ø price 30 days Ø volume 30 days (pcs.)	4.43 EUR (0)
Ø price 100 days Ø volume 100 days (pcs.)	6.59 EUR (0)
Ø price 250 days Ø volume 250 days (pcs.)	- EUR (-)
YTD High date	- EUR (-)
YTD Low date	- EUR (-)
52 Weeks High date	- EUR (-)
52 Weeks Low date	- EUR (-)

All listings for ERYTECH PHARMA S.A.

Exchange	Date	Time	Price	Trading volume (mio.)	Number of trades
Stuttgart	2024/09/13	16:37	1.566 EUR	0.00	13
Munich	2024/09/13	08:12	1.682 EUR	0.00	1
London Stock Exchange	2024/06/19	16:31	2.05 EUR	0.00	1
Frankfurt	2024/09/13	21:39	1.55 EUR	0.00	3
Euronext Paris	2024/09/13	17:35	1.65 EUR	0.00	21

	13					
Duesseldorf	2023/09/ 15	19:31	3.93 EUR	0.00		5
Berlin	2024/09/ 13	21:50	1.674 EUR	0.00		19

Company profile

Company Logo



Company Profile

-

Contact Details

PHAXIAM THERAPEUTICS

--

Telefon: -

Fax: -

E-mail: -