

## ARCTICZYMES TECHNOLOGIES ASA

ISIN: NO0010014632 WKN: -

## Overview

2024/04/29 08:12:07

Price  
2.20 EURDifference  0.92% (0.02)

## General attributes

ISIN	NO0010014632
Symbol	AZT
Exchange	Duesseldorf
Currency	EUR
Sector	Chemical / Pharmaceutical / Health
Security type	Stock
Market cap (m)	112 EUR
Benchmark	NORWAY OSLO BORS ALL SHARE(TRG)

## Market data

Bid (Bid size)	2.185 EUR (1,300)
Ask (Ask size)	2.21 EUR (1,300)
Open	2.20 EUR
High	2.20 EUR
Low	2.20 EUR
Close (prev. day)	2.18 EUR
VWAP	-
Volume (pcs)	0
Trading volume	0.00
Number of trades	3
Last size	0

## Futures and Options






Related Futures	-
Related Options	-

5y



Information about previous performance does not guarantee future performance.  
Source: FactSet

## Recent research

on sector			
Date		Headline	Download
2024/04/29		Aktienempfehlungen Österreich	
2024/04/26		Global Equity Ratings	
2024/04/26		Aktienempfehlungen Global	
2024/04/15		Aktienempfehlungen Österreich	
2024/04/03		Global Equity Ratings	

## Details

2024/04/29 08:12:07

Price  
2.20 EURDifference ▲ 0.92% (0.02)

## General attributes

ISIN	NO0010014632
Symbol	AZT
Exchange	Duesseldorf
Currency	EUR
Sector	Chemical / Pharmaceutical / Health
Security type	Stock
Market cap (m)	112 EUR
Benchmark	NORWAY OSLO BORS ALL SHARE(TRG)

## Market data

Bid (Bid size)	2.185 EUR (1,300)
Ask (Ask size)	2.21 EUR (1,300)
Open	2.20 EUR
High	2.20 EUR
Low	2.20 EUR
Close (prev. day)	2.18 EUR
VWAP	-
Volume (pcs)	0
Trading volume	0.00
Number of trades	3
Last size	0

## Performance and Risk

	6m	1y	3y
Perf (%)	-2.00%	-31.57%	-
Perf (abs.)	-0.05	-1.02	-
Beta	0.50	0.45	0.46
Volatility	59.89	53.70	-

5y



Information about previous performance does not guarantee future performance.  
Source: FactSet

## Price data

Ø price 5 days   Ø volume 5 days (pcs.)	2.22 EUR (0)
Ø price 30 days   Ø volume 30 days (pcs.)	2.38 EUR (0)
Ø price 100 days   Ø volume 100 days (pcs.)	2.89 EUR (0)
Ø price 250 days   Ø volume 250 days (pcs.)	2.96 EUR (1)
YTD High   date	3.75 EUR (2024/01/04)
YTD Low   date	2.17 EUR (2024/04/19)
52 Weeks High   date	4.02 EUR (2023/06/12)
52 Weeks Low   date	2.11 EUR (2023/10/17)

## Arbitrage views

Exchange <input type="checkbox"/>	Date	Time	Price	Trading volume (mio.)	Number of trades
Tradegate	2024/04/29	22:26	2.205 EUR	0.01	3
Stuttgart	2024/04/29	16:50	2.20 EUR	0.00	11
Munich	2024/04/29	08:00	2.155 EUR	0.00	1
London Stock Exchange	2024/03/08	11:27	30.0064 NOK	0.12	1
Frankfurt	2024/04/29	21:30	2.175 EUR	0.00	3

	29					
First North Stockholm	2024/02/ 12	09:41	29.00 NOK	0.06		2
Duesseldorf	2024/04/ 29	08:12	2.20 EUR	0.00		3
Berlin	2024/04/ 29	21:43	2.20 EUR	0.00		18

## Company profile

### Company Logo



### Company Profile

-

### Contact Details

ARCTICZYMES TECHNOLOGIES

--

----

Telefon: -

Fax: -

E-mail: -