

# HARVEY NORMAN HOLDINGS LTD (HVN) - AUX/CALL/0.01/20240919

2024/07/17 09:29:17

**Price**  
4.535 AUD

**Difference**  1.80% (0.08)

**General attributes**

**Symbol** HVN\24I19\0.01  
**Exchange** AUX  
**Currency** AUD  
**Security type** Option  
**Underlying** HARVEY NORMAN HOLDINGS LTD.  
**Type** CALL  
**Style** European  
**Strike price** 0.01 AUD  
**Maturity** 2024/09/19  
**Contract size** 100  
**Settlement date** 2024/07/17  
**Delivery date** -

**Market data**

**Bid (Bid size)** -  
**Ask (Ask size)** -  
**Open** 4.535 AUD  
**High** 4.535 AUD  
**Low** 4.535 AUD  
**Close (prev. day)** 4.455 AUD  
**Underlying** Harvey Norman  
**Underlying price (date)** 4.535 (24/07/17)  
**Settlement price (date)** 4.54 (24/07/17)  
**Open Interest** -

**Performance and Risk**

	6m	1y	3y
<b>Perf (%)</b>	+5.86%	+27.36%	-
<b>Perf (abs.)</b>	+0.25	+0.97	-
<b>Beta</b>	-	-	-
<b>Volatility</b>	24.83	24.82	-

**Futures and Options**

**Related Futures** -  
**Related Options** -

5y












Information about previous performance does not guarantee future performance.  
 Source: FactSet

**Price data**

<b>Ø price 5 days   Ø volume 5 days (pcs.)</b>	4.503 AUD (0)
<b>Ø price 30 days   Ø volume 30 days (pcs.)</b>	4.433 AUD (0)
<b>Ø price 100 days   Ø volume 100 days (pcs.)</b>	4.621 AUD (0)
<b>Ø price 250 days   Ø volume 250 days (pcs.)</b>	4.213 AUD (0)
<b>YTD High   date</b>	5.150 AUD (2024/03/28)
<b>YTD Low   date</b>	4.065 AUD (2024/01/08)
<b>52 Weeks High   date</b>	5.150 AUD (2024/03/28)
<b>52 Weeks Low   date</b>	3.505 AUD (2023/07/25)

**Recent research**

on sector		
Date	Headline	Download
2024/07/15	 Aktienempfehlungen Global	
2024/07/12	 Global Equity Ratings	
2024/06/21	 Equity Weekly	
2024/06/21	 Global Equity Ratings	
2024/06/21	 Aktienempfehlungen Global	