

SANOFI S.A. FUTURE (SNWG) - EUX/202404

2024/04/17 18:37:25

Price
86.1988 EUR

Difference  **-0.71% (-0.62)**

General attributes

Symbol	SNWGJ24
Exchange	Eurex
Currency	EUR
Security type	Future
Underlying	SANOFI S.A.
Maturity	04-2024
Contract size	100

Market data

Bid (Bid size)	- EUR (-)
Ask (Ask size)	- EUR (-)
Open	86.1988 EUR
High	86.1988 EUR
Low	86.1988 EUR
Close (prev. day)	86.8187 EUR
Underlying	SANOFI S.A.
Underlying price (date)	86.18 (24/04/17)
Settlement price (date)	86.20 (24/04/17)
Open Interest	1,000

Performance and Risk

	6m	1y	3y
Perf (%)	-18.03%	-16.45%	-
Perf (abs.)	-18.96	-16.97	-
Beta	-	-	-
Volatility	34.50	27.56	-

Futures and Options

Related Futures	-
Related Options	-












Information about previous performance does not guarantee future performance.
Source: FactSet

Price data

Ø price 5 days Ø volume 5 days (pcs.)	86.7574 EUR (0)
Ø price 30 days Ø volume 30 days (pcs.)	88.3722 EUR (33)
Ø price 100 days Ø volume 100 days (pcs.)	89.7170 EUR (10)
Ø price 250 days Ø volume 250 days (pcs.)	95.3437 EUR (4)
YTD High date	96.6770 EUR (2024/01/12)
YTD Low date	86.1988 EUR (2024/04/17)
52 Weeks High date	106.3336 EUR (2023/09/20)
52 Weeks Low date	83.0819 EUR (2023/10/27)

Recent Research

on underlying	on sector	on market	
Date		Headline	Download
2024/04/03		Global Equity Ratings	
2024/04/03		Aktienempfehlungen Global	
2024/03/13		Global Equity Ratings	
2024/03/13		Aktienempfehlungen Global	
2024/02/22		Aktienempfehlungen Global	