

INTEL CORP. FUTURE (INTF) - EUX/202404

2024/04/17 18:36:52

Price
35.7431 USDDifference  -1.55% (-0.56)

General attributes

Symbol	INTFJ24
Exchange	Eurex
Currency	USD
Security type	Future
Underlying	INTEL CORP.
Maturity	04-2024
Contract size	100

Market data

Bid (Bid size)	- USD (-)
Ask (Ask size)	- USD (-)
Open	35.7431 USD
High	35.7431 USD
Low	35.7431 USD
Close (prev. day)	36.3061 USD
Underlying	INTEL CORP.
Underlying price (date)	35.68 (24/04/17)
Settlement price (date)	35.74 (24/04/17)
Open Interest	0

Performance and Risk

	6m	1y	3y
Perf (%)	-3.34%	+7.33%	-
Perf (abs.)	-1.24	+2.44	-
Beta	-	-	-
Volatility	38.36	38.22	-

Futures and Options

Related Futures	-
Related Options	-

5y












Information about previous performance does not guarantee future performance.
Source: FactSet

Price data

Ø price 5 days Ø volume 5 days (pcs.)	36.4414 USD (0)
Ø price 30 days Ø volume 30 days (pcs.)	41.5454 USD (0)
Ø price 100 days Ø volume 100 days (pcs.)	44.4251 USD (0)
Ø price 250 days Ø volume 250 days (pcs.)	38.9971 USD (0)
YTD High date	50.5119 USD (2024/01/25)
YTD Low date	35.7431 USD (2024/04/17)
52 Weeks High date	51.4541 USD (2023/12/27)
52 Weeks Low date	27.8880 USD (2023/05/25)

Recent Research

on underlying	on sector	on market	
Date		Headline	Download
2024/04/03		Global Equity Ratings	
2024/04/03		Aktienempfehlungen Global	
2024/03/13		Global Equity Ratings	
2024/03/13		Aktienempfehlungen Global	
2024/02/22		Aktienempfehlungen Global	