


SWISS MARKET INDEX (SMI) FUTURE (FSMI) - EUX/202603

2024/04/29 18:08:10

Price
11,168.00 CHF

Difference  **-0.31% (-35.00)**

General attributes

Symbol FSMIH26
 Exchange Eurex
 Currency CHF
 Security type Future
 Underlying SWISS MARKET INDEX
 Maturity 03-2026
 Contract size 1

Market data

Bid (Bid size) - CHF (-)
 Ask (Ask size) - CHF (-)
 Open 11,168.00 CHF
 High 11,168.00 CHF
 Low 11,168.00 CHF
 Close (prev. day) 11,203.00 CHF
 Underlying SWISS MARKET INDEX
 Underlying price (date) 11,313.15 (24/04/30)
 Settlement price (date) 11,168.00 (24/04/29)
 Open Interest 0

Performance and Risk

	6m	1y	3y
Perf (%)	+11.66%	-1.19%	-
Perf (abs.)	+1,166.00	-135.00	-
Beta	-	-	-
Volatility	9.55	10.86	-

Futures and Options

Related Futures -
 Related Options -












Information about previous performance does not guarantee future performance.
 Source: FactSet

Price data

Ø price 5 days Ø volume 5 days (pcs.)	11,199.20 CHF (0)
Ø price 30 days Ø volume 30 days (pcs.)	11,270.20 CHF (0)
Ø price 100 days Ø volume 100 days (pcs.)	11,016.90 CHF (0)
Ø price 250 days Ø volume 250 days (pcs.)	10,904.88 CHF (0)
YTD High date	11,478.00 CHF (2024/03/28)
YTD Low date	10,715.00 CHF (2024/02/09)
52 Weeks High date	11,478.00 CHF (2024/03/28)
52 Weeks Low date	10,002.00 CHF (2023/10/27)

Recent Research

on market

Date	Headline	Download
2024/04/26	 Aktienempfehlungen Global	
2024/04/03	 Aktienempfehlungen Global	
2024/03/26	 Global Strategy 2Q 2024	
2024/03/26	 Global Strategy 2Q 2024	
2024/03/21	 SNB senkt Leitzins ab	