

## WESTGOLD RESOURCES LTD.

ISIN: **AU000000WGX6** WKN: -

## Overview

2024/10/18 19:30:32

Price  
1.884 EURDifference  6.44% (0.11)

## General attributes

|                |                          |
|----------------|--------------------------|
| ISIN           | AU000000WGX6             |
| Symbol         | WGX                      |
| Exchange       | Duesseldorf              |
| Currency       | EUR                      |
| Sector         | Energy / Commodities     |
| Security type  | Stock                    |
| Market cap (m) | 2,863 EUR                |
| Benchmark      | ASX ALL ORDINARIES INDEX |

## Market data

|                   |           |
|-------------------|-----------|
| Bid (Bid size)    | -         |
| Ask (Ask size)    | -         |
| Open              | 1.839 EUR |
| High              | 1.884 EUR |
| Low               | 1.839 EUR |
| Close (prev. day) | 1.77 EUR  |
| VWAP              | -         |
| Volume (pcs)      | 0         |
| Trading volume    | 0.00      |
| Number of trades  | 7         |
| Last size         | 0         |

## Futures and Options





|                 |   |
|-----------------|---|
| Related Futures | - |
| Related Options | - |

5y



Information about previous performance does not guarantee future performance.  
Source: FactSet

## Recent research

| on sector  |   |                               |   |
|------------|---|-------------------------------|---|
| Date       |   | Headline                      | Download  |
| 2024/10/18 |  | Equity Weekly                 |  |
| 2024/10/14 |  | Aktienempfehlungen Österreich |  |
| 2024/10/11 |  | Equity Weekly                 |  |
| 2024/10/04 |  | Equity Weekly                 |  |
| 2024/09/27 |  | Global Equity Ratings         |  |

## Details

2024/10/18 19:30:32

### Price

1.884 EUR

 Difference ▲ 6.44% (0.11)

### General attributes

|                |                          |
|----------------|--------------------------|
| ISIN           | AU000000WGX6             |
| Symbol         | WGX                      |
| Exchange       | Duesseldorf              |
| Currency       | EUR                      |
| Sector         | Energy / Commodities     |
| Security type  | Stock                    |
| Market cap (m) | 2,863 EUR                |
| Benchmark      | ASX ALL ORDINARIES INDEX |

### Market data

|                   |           |
|-------------------|-----------|
| Bid (Bid size)    | -         |
| Ask (Ask size)    | -         |
| Open              | 1.839 EUR |
| High              | 1.884 EUR |
| Low               | 1.839 EUR |
| Close (prev. day) | 1.77 EUR  |
| VWAP              | -         |
| Volume (pcs)      | 0         |
| Trading volume    | 0.00      |
| Number of trades  | 7         |
| Last size         | 0         |

### Performance and Risk

|             | 6m      | 1y      | 3y   |
|-------------|---------|---------|------|
| Perf (%)    | +41.76% | +65.48% | -    |
| Perf (abs.) | +0.56   | +0.75   | -    |
| Beta        | 0.84    | 0.97    | 0.94 |
| Volatility  | 47.31   | 52.83   | -    |

5y



Information about previous performance does not guarantee future performance.  
Source: FactSet

### Price data

|   |                        |
|---|------------------------|
| Ø price 5 days   Ø volume 5 days (pcs.)     | 1.696 EUR (20)         |
| Ø price 30 days   Ø volume 30 days (pcs.)   | 1.628 EUR (203)        |
| Ø price 100 days   Ø volume 100 days (pcs.) | 1.601 EUR (75)         |
| Ø price 250 days   Ø volume 250 days (pcs.) | 1.410 EUR (30)         |
| YTD High   date                             | 1.884 EUR (2024/10/18) |
| YTD Low   date                              | 1.066 EUR (2024/02/27) |
| 52 Weeks High   date                        | 1.884 EUR (2024/10/18) |
| 52 Weeks Low   date                         | 1.066 EUR (2024/02/27) |

### Arbitrage views

| Exchange               | Date       | Time  | Price     | Trading volume (mio.) | Number of trades |
|------------------------|------------|-------|-----------|-----------------------|------------------|
| Tradegate              | 2024/10/18 | 22:26 | 1.901 EUR | 0.09                  | 28               |
| Toronto Stock Exchange | 2024/10/18 | 22:00 | 2.91 CAD  | 2.58                  | 2,275            |
| Stuttgart              | 2024/10/18 | 08:15 | 1.895 EUR | 0.00                  | 5                |
| Munich                 | 2024/10/18 | 08:05 | 1.844 EUR | 0.01                  | 1                |
| Frankfurt              | 2024/10/18 | 13:10 | 1.91 EUR  | 0.00                  | 1                |

|                                |            |       |           |       |  |       |  |
|--------------------------------|------------|-------|-----------|-------|--|-------|--|
|                                | 18         |       |           |       |  |       |  |
| FINRA other OTC Issues         | 2024/10/18 | 21:59 | 2.07 USD  | 0.39  |  | 96    |  |
| Duesseldorf                    | 2024/10/18 | 19:30 | 1.884 EUR | 0.00  |  | 7     |  |
| Berlin                         | 2024/10/18 | 18:34 | 1.904 EUR | 0.00  |  | 8     |  |
| Australian Securities Exchange | 2024/10/18 | 07:10 | 3.11 AUD  | 23.58 |  | 5,379 |  |

## Company profile

### Company Logo



### Company Profile

-

### Contact Details

SPARTAN RESOURCES

--

Colin Street, Level 1 41-47 6872 West Perth

Telefon: +61 8 9481 3434

Fax: +61 8 9481 0411

E-mail: [admin@spartan1.com.au](mailto:admin@spartan1.com.au)