

WEST AFRICAN RESOURCES LTD

ISIN: **AU000000WAF6** WKN: **WAF**

Overview

2024/08/22 19:30:55

Price
0.8615 EURDifference  0.53% (0.00)

General attributes

ISIN	AU000000WAF6
Symbol	WAF
Exchange	Duesseldorf
Currency	EUR
Sector	Energy / Commodities
Security type	Stock
Market cap (m)	1,015 EUR
Benchmark	ASX ALL ORDINARIES INDEX

Market data

Bid (Bid size)	-
Ask (Ask size)	-
Open	0.863 EUR
High	0.864 EUR
Low	0.8615 EUR
Close (prev. day)	0.857 EUR
VWAP	-
Volume (pcs)	0
Trading volume	0.00
Number of trades	6
Last size	0

Futures and Options

Related Futures	-
Related Options	-









5y



Information about previous performance does not guarantee future performance.

Source: FactSet

Recent research

on sector			
Date		Headline	Download
2024/08/13		Aktienempfehlungen Österreich	
2024/08/12		Global Equity Ratings	
2024/08/12		Aktienempfehlungen Global	
2024/08/09		Equity Weekly	
2024/08/02		Equity Weekly	

Details

2024/08/22 19:30:55

Price
0.8615 EUR

Difference ▲ 0.53% (0.00)

General attributes

ISIN	AU000000WAF6
Symbol	WAF
Exchange	Duesseldorf
Currency	EUR
Sector	Energy / Commodities
Security type	Stock
Market cap (m)	1,015 EUR
Benchmark	ASX ALL ORDINARIES INDEX

Market data

Bid (Bid size)	-
Ask (Ask size)	-
Open	0.863 EUR
High	0.864 EUR
Low	0.8615 EUR
Close (prev. day)	0.857 EUR
VWAP	-
Volume (pcs)	0
Trading volume	0.00
Number of trades	6
Last size	0

Performance and Risk

	6m	1y	3y
Perf (%)	+73.65%	+84.24%	-
Perf (abs.)	+0.37	+0.39	-
Beta	1.56	1.83	1.53
Volatility	57.03	53.56	-

5y



Information about previous performance does not guarantee future performance.
Source: FactSet

Price data

Ø price 5 days Ø volume 5 days (pcs.)	0.8515 EUR (0)
Ø price 30 days Ø volume 30 days (pcs.)	0.8363 EUR (0)
Ø price 100 days Ø volume 100 days (pcs.)	0.8446 EUR (92)
Ø price 250 days Ø volume 250 days (pcs.)	0.6465 EUR (37)
YTD High date	0.9845 EUR (2024/06/27)
YTD Low date	0.4849 EUR (2024/02/14)
52 Weeks High date	0.9845 EUR (2024/06/27)
52 Weeks Low date	0.3926 EUR (2023/10/06)

Arbitrage views

Exchange ⊕	Date	Time	Price	Trading volume (mio.)	Number of trades
Tradegate	2024/08/22	22:02	0.889 EUR	0.00	1
Stuttgart	2024/08/22	08:09	0.8735 EUR	0.00	3
Munich	2024/08/22	08:02	0.874 EUR	0.00	2
Frankfurt	2024/08/22	08:09	0.8655 EUR	0.00	2
FINRA other OTC	2024/	18:23	0.97 USD	0.01	1

Issues	08/22					
Duesseldorf	2024/ 08/22	19:30	0.8615	EUR	0.00	6
Berlin	2024/ 08/22	21:46	0.8885	EUR	0.00	11
Australian Securities Exchange	2024/ 08/22	08:10	1.475	AUD	3.27	1,568

Company profile

Company Logo



Company Profile

-

Contact Details

WEST AFRICAN RESOURCES

--

Telefon: -

Fax: -

E-mail: -