

## MIG HOLDINGS SA

ISIN: **GRS314003013** WKN: -

## Overview

2023/03/21 16:41:24

Price  
5.835 USDDifference  0.00% (0.00)

## General attributes

ISIN	GRS314003013
Symbol	MIG
Exchange	FINRA other OTC Issues
Currency	USD
Sector	Financial
Security type	Stock
Market cap (m)	116 EUR
Benchmark	GREECE


## Market data

Bid (Bid size)	-
Ask (Ask size)	-
Open	5.835 USD
High	0.1945 USD
Low	0.1945 USD
Close (prev. day)	5.835 USD
VWAP	5.835 USD
Volume (pcs)	3
Trading volume	19.45
Number of trades	1
Last size	3

## Futures and Options










Related Futures	-
Related Options	-

5y



Information about previous performance does not guarantee future performance.  
Source: FactSet

## Recent research

	on sector	on market	
Date		Headline	Download
2024/07/24		Global Equity Ratings	
2024/07/24		Aktienempfehlungen Global	
2024/07/19		Equity Weekly	
2024/07/15		Aktienempfehlungen Global	
2024/07/12		Global Equity Ratings	

## Details

2023/03/21 16:41:24

## Price

5.835 USD

Difference  0.00% (0.00)

## General attributes

ISIN	GRS314003013
Symbol	MIG
Exchange	FINRA other OTC Issues
Currency	USD
Sector	Financial
Security type	Stock
Market cap (m)	116 EUR
Benchmark	GREECE

## Market data

Bid (Bid size)	-
Ask (Ask size)	-
Open	5.835 USD
High	0.1945 USD
Low	0.1945 USD
Close (prev. day)	5.835 USD
VWAP	5.835 USD
Volume (pcs)	3
Trading volume	19.45
Number of trades	1
Last size	3

## Performance and Risk

	6m	1y	3y
Perf (%)	-	-	-
Perf (abs.)	-	-	-
Beta	0.68	0.61	1.50
Volatility	-	-	-

5y



Information about previous performance does not guarantee future performance.  
Source: FactSet

## Price data

Ø price 5 days   Ø volume 5 days (pcs.)	- USD (-)
Ø price 30 days   Ø volume 30 days (pcs.)	- USD (-)
Ø price 100 days   Ø volume 100 days (pcs.)	- USD (-)
Ø price 250 days   Ø volume 250 days (pcs.)	- USD (-)
YTD High   date	- USD (-)
YTD Low   date	- USD (-)
52 Weeks High   date	- USD (-)
52 Weeks Low   date	- USD (-)

## All listings for MIG HOLDINGS SA

Exchange 	Date	Time	Price	Trading volume (mio.)	Number of trades
Stuttgart	2024/07/26	08:17	3.405 EUR	0.00	3
Munich	2024/07/26	08:19	3.62 EUR	0.00	1
London Stock Exchange	2023/06/15	17:42	4.3892 EUR	0.00	2
Frankfurt	2024/07/26	09:28	3.575 EUR	0.00	2
FINRA other OTC	2023/03/	16:41	5.835 USD	0.00	1

Issues	21					
Duesseldorf	2024/07/ 26	08:12	3.555 EUR	0.00		3
Berlin	2024/07/ 26	21:35	3.655 EUR	0.00		10
Athens Stock Exchange	2024/07/ 26	16:14	3.695 EUR	0.01		43

## Company profile

### Company Logo



### Company Profile

-

### Contact Details

MIG HOLDINGS

--

----

Telefon: -

Fax: -

E-mail: -