


USD/RUB FUTURES (WITH HUF SETTLEMENT) (USD-RUB) - BUD/20250319

2024/08/21 03:48:40

Price
96.5739 RUB

Difference  0.75% (0.72)

General attributes

Symbol USD-RUB0325

Exchange Budapest Stock Exchange

Currency RUB

Security type Future

Underlying US DOLLAR / RUSSIAN ROUBLE (USD/RUB)

Maturity 03-2025

Contract size 1,000

Market data

Bid (Bid size) - RUB (-)

Ask (Ask size) - RUB (-)

Open 96.5739 RUB

High -

Low -

Close (prev. day) 95.8589 RUB

Underlying US DOLLAR / RUSSIAN ROUBLE (USD/RUB)

Underlying price (date) 91.479 (24/08/21)

Settlement price (date) - (-)

Open Interest 0


Performance and Risk

	6m	1y	3y
Perf (%)	-	-	-
Perf (abs.)	-	-	-
Beta	-	-	-
Volatility	-	-	-

Futures and Options

Related Futures -

Related Options -



Information about previous performance does not guarantee future performance.
 Source: FactSet

Price data

Ø price 5 days | Ø volume 5 days (pcs.) - RUB (-)

Ø price 30 days | Ø volume 30 days (pcs.) - RUB (-)

Ø price 100 days | Ø volume 100 days (pcs.) - RUB (-)

Ø price 250 days | Ø volume 250 days (pcs.) - RUB (-)

YTD High | date - RUB (-)










YTD Low | date - RUB (-)

52 Weeks High | date - RUB (-)

52 Weeks Low | date - RUB (-)

Recent Research

on market

Date	Headline	Download
2024/08/20	 CEE Special Report Social Development Goals in the region	
2024/08/19	 Poland's monthly data as tipping point for upward growth revisions	
2024/08/12	 Marktkommentar	
2024/08/12	 US-Arbeitsmarkt und Bank of Japan verunsichern die Märkte	
2024/08/12	 GDP growth data in spotlight	