


# GBP/USD FUTURES (WITH HUF SETTLEMENT) (GBP-USD) - BUD/20250319

2024/05/17 03:46:03

**Price**  
1.2692 USD

**Difference**  0.13% (0.00)

**General attributes**

**Symbol** GBP-USD0325

**Exchange** Budapest Stock Exchange

**Currency** USD

**Security type** Future

**Underlying** BRITISH POUND / US DOLLAR (GBP/USD)

**Maturity** 03-2025

**Contract size** 1,000

**Market data**

**Bid (Bid size)** - USD (-)

**Ask (Ask size)** - USD (-)

**Open** 1.2692 USD

**High** -

**Low** -

**Close (prev. day)** 1.2676 USD

**Underlying** BRITISH POUND / US DOLLAR (GBP/USD)

**Underlying price (date)** 1.2699 (24/05/19)

**Settlement price (date)** - (-)

**Open Interest** 0

**Performance and Risk**

	6m	1y	3y
Perf (%)	-	-	-
Perf (abs.)	-	-	-
Beta	-	-	-
Volatility	-	-	-

**Futures and Options**

**Related Futures** -

**Related Options** -



Information about previous performance does not guarantee future performance.  
Source: FactSet

**Price data**

Ø price 5 days | Ø volume 5 days (pcs.) - USD (-)

Ø price 30 days | Ø volume 30 days (pcs.) - USD (-)

Ø price 100 days | Ø volume 100 days (pcs.) - USD (-)

Ø price 250 days | Ø volume 250 days (pcs.) - USD (-)

YTD High | date - USD (-)









YTD Low | date - USD (-)

52 Weeks High | date - USD (-)

52 Weeks Low | date - USD (-)

**Recent Research**

on market

Date	Headline	Download
2024/05/13	 Will Romanian central bank begin monetary easing?	
2024/05/10	 EU News Monthly May 2024	
2024/05/08	 Marktkommentar	
2024/05/06	 Anzeichen für eine wirtschaftliche Wende?	
2024/05/06	 Mixed data on retail sales and industrial output	