


EURO/NOK FUTURES (WITH HUF SETTLEMENT) (EUR-NOK) - BUD/20250319

2024/05/09 03:49:28

Price
11.8212 NOK

Difference  -0.03% (-0.00)

General attributes

Symbol EUR-NOK0325
Exchange Budapest Stock Exchange
Currency NOK
Security type Future
Underlying EURO / NORWEGIAN KRONER (EUR/NOK)
Maturity 03-2025
Contract size 1,000

Market data

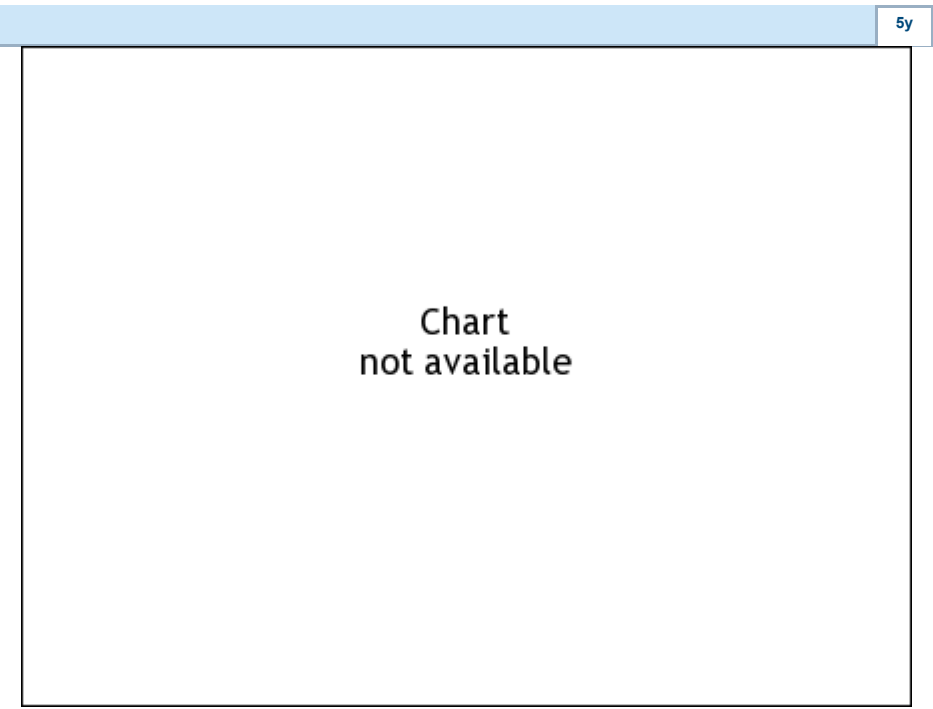
Bid (Bid size) - NOK (-)
Ask (Ask size) - NOK (-)
Open 11.8212 NOK
High -
Low -
Close (prev. day) 11.8252 NOK
Underlying EURO / NORWEGIAN KRONER (EUR/NOK)
Underlying price (date) 11.757 (24/05/08)
Settlement price (date) - (-)
Open Interest 0

Performance and Risk

	6m	1y	3y
Perf (%)	-	-	-
Perf (abs.)	-	-	-
Beta	-	-	-
Volatility	-	-	-

Futures and Options

Related Futures -
Related Options -











Information about previous performance does not guarantee future performance.
Source: FactSet

Price data

Ø price 5 days | Ø volume 5 days (pcs.) - NOK (-)
 Ø price 30 days | Ø volume 30 days (pcs.) - NOK (-)
 Ø price 100 days | Ø volume 100 days (pcs.) - NOK (-)
 Ø price 250 days | Ø volume 250 days (pcs.) - NOK (-)
 YTD High | date - NOK (-)
 YTD Low | date - NOK (-)
 52 Weeks High | date - NOK (-)
 52 Weeks Low | date - NOK (-)

Recent Research

on market

Date	Headline	Download
2024/05/08	 Marktkommentar	
2024/05/06	 Anzeichen für eine wirtschaftliche Wende?	
2024/05/06	 Mixed data on retail sales and industrial output	
2024/05/02	 FX markets reflect uncertain interest rate outlook	
2024/05/02	 FX-Märkte spiegeln unsicheres Zinsumfeld wider	