

WESTHAVEN GOLD INC.

ISIN: CA9603501060 WKN: -

Overview

2024/07/11 08:11:50

Price
0.1055 EURDifference  -3.21% (-0.00)

General attributes

ISIN	CA9603501060
Symbol	WHN
Exchange	Duesseldorf
Currency	EUR
Sector	Energy / Commodities
Security type	Stock
Market cap (m)	18 EUR
Benchmark	S&P/TSX 60 INDEX

Market data

Bid (Bid size)	-
Ask (Ask size)	-
Open	0.1055 EUR
High	0.1055 EUR
Low	0.1055 EUR
Close (prev. day)	0.109 EUR
VWAP	-
Volume (pcs)	0
Trading volume	0.00
Number of trades	3
Last size	0

Futures and Options








Related Futures	-
Related Options	-

5y



Information about previous performance does not guarantee future performance.
Source: FactSet

Recent research

on sector		
Date	Headline	Download
2024/07/09	 Aktienempfehlungen Österreich	
2024/06/24	 Aktienempfehlungen Österreich	
2024/06/21	 Global Equity Ratings	
2024/06/21	 Aktienempfehlungen Global	
2024/06/14	 Equity Weekly	

Details

2024/07/11 08:11:50

Price

0.1055 EUR

 Difference 📉 -3.21% (-0.00)

General attributes

ISIN	CA9603501060
Symbol	WHN
Exchange	Duesseldorf
Currency	EUR
Sector	Energy / Commodities
Security type	Stock
Market cap (m)	18 EUR
Benchmark	S&P/TSX 60 INDEX

Market data

Bid (Bid size)	-
Ask (Ask size)	-
Open	0.1055 EUR
High	0.1055 EUR
Low	0.1055 EUR
Close (prev. day)	0.109 EUR
VWAP	-
Volume (pcs)	0
Trading volume	0.00
Number of trades	3
Last size	0

Performance and Risk

	6m	1y	3y
Perf (%)	-22.71%	-39.37%	-
Perf (abs.)	-0.03	-0.07	-
Beta	1.01	0.20	0.56
Volatility	69.82	75.76	-

5y



Information about previous performance does not guarantee future performance.
Source: FactSet

Price data

Ø price 5 days Ø volume 5 days (pcs.)	0.1124 EUR (0)
Ø price 30 days Ø volume 30 days (pcs.)	0.1207 EUR (0)
Ø price 100 days Ø volume 100 days (pcs.)	0.1395 EUR (100)
Ø price 250 days Ø volume 250 days (pcs.)	0.1406 EUR (40)
YTD High date	0.1700 EUR (2024/04/12)
YTD Low date	0.1030 EUR (2024/06/19)
52 Weeks High date	0.1900 EUR (2023/11/30)
52 Weeks Low date	0.1030 EUR (2024/06/19)

Arbitrage views

Exchange 📍	Date	Time	Price	Trading volume (mio.)	Number of trades
Tradegate	2024/07/11	22:26	0.1165 EUR	0.00	3
TSX Venture Exchange	2024/07/11	21:59	0.175 CAD	0.05	53
Stuttgart	2024/07/11	21:55	0.108 EUR	0.00	16
Munich	2024/07/11	08:00	0.106 EUR	0.00	2
Frankfurt	2024/07/11	20:48	0.11 EUR	0.00	2

	11						
FINRA other OTC Issues	2024/07/ 11	21:32	0.1225	USD	0.01		29
Duesseldorf	2024/07/ 11	08:11	0.1055	EUR	0.00		3
Berlin	2024/07/ 11	20:48	0.113	EUR	0.00		22

Company profile

Company Logo

Contact Details

WESTHAVEN GOLD

--

Telefon: -

Fax: -

E-mail: -

Company Profile

-