

NOVA CANNABIS INC.

ISIN: CA66980W1041 WKN: -

Overview

2024/07/26 08:12:13

Price
0.8025 EURDifference  1.89% (0.01)

General attributes

ISIN	CA66980W1041
Symbol	NOVC
Exchange	Duesseldorf
Currency	EUR
Sector	Commerce
Security type	Stock
Market cap (m)	52 EUR
Benchmark	S&P/TSX 60 INDEX

Market data

Bid (Bid size)	-
Ask (Ask size)	-
Open	0.8025 EUR
High	0.8025 EUR
Low	0.8025 EUR
Close (prev. day)	0.7876 EUR
VWAP	-
Volume (pcs)	0
Trading volume	0.00
Number of trades	3
Last size	0

Futures and Options











Related Futures	-
Related Options	-

5y



Information about previous performance does not guarantee future performance.
Source: FactSet

Recent research

on sector		
Date	Headline	Download
2024/07/24	 Global Equity Ratings	
2024/07/24	 Aktienempfehlungen Global	
2024/07/15	 Aktienempfehlungen Global	
2024/07/12	 Global Equity Ratings	
2024/06/21	 Equity Weekly	

Details

2024/07/26 08:12:13

Price

0.8025 EUR

Difference ▲ 1.89% (0.01)

General attributes

ISIN	CA66980W1041
Symbol	NOVC
Exchange	Duesseldorf
Currency	EUR
Sector	Commerce
Security type	Stock
Market cap (m)	52 EUR
Benchmark	S&P/TSX 60 INDEX

Market data

Bid (Bid size)	-
Ask (Ask size)	-
Open	0.8025 EUR
High	0.8025 EUR
Low	0.8025 EUR
Close (prev. day)	0.7876 EUR
VWAP	-
Volume (pcs)	0
Trading volume	0.00
Number of trades	3
Last size	0

Performance and Risk

	6m	1y	3y
Perf (%)	+1.58%	+144.66%	-
Perf (abs.)	+0.01	+0.47	-
Beta	-0.37	0.38	0.46
Volatility	73.79	104.79	-

5y



Information about previous performance does not guarantee future performance.
Source: FactSet

Price data

Ø price 5 days Ø volume 5 days (pcs.)	0.7986 EUR (0)
Ø price 30 days Ø volume 30 days (pcs.)	0.8148 EUR (0)
Ø price 100 days Ø volume 100 days (pcs.)	0.9386 EUR (0)
Ø price 250 days Ø volume 250 days (pcs.)	0.7076 EUR (5)
YTD High date	1.2800 EUR (2024/03/05)
YTD Low date	0.5650 EUR (2024/01/15)
52 Weeks High date	1.2800 EUR (2024/03/05)
52 Weeks Low date	0.2540 EUR (2023/08/02)

All listings for NOVA CANNABIS INC.

Exchange ⊕	Date	Time	Price	Trading volume (mio.)	Number of trades
Tradegate	2024/07/26	22:26	0.83 EUR	0.00	1
Toronto Stock Exchange	2024/07/26	21:23	1.25 CAD	0.00	12
Stuttgart	2023/07/14	15:59	0.342 EUR	0.00	3
Munich	2024/07/26	08:02	0.835 EUR	0.00	1
Frankfurt	2024/07/26	08:10	0.815 EUR	0.00	2

	26					
FINRA other OTC Issues	2024/07/ 26	17:01	0.9536 USD	0.00		3
Duesseldorf	2024/07/ 26	08:12	0.8025 EUR	0.00		3
Berlin	2024/07/ 26	20:22	0.835 EUR	0.00		13

Company profile

Company Logo

NOVA
CANNABIS

Company Profile

-

Contact Details

NOVA CANNABIS

--

Stony Plain Road, #101 17220 T5S 1K6
Edmonton

Telefon: +1-855-702-7400

Fax: -

E-mail: info@novacannabisstore.com