

BLACKROCK SILVER CORP.

ISIN: CA09261Q1072 WKN: -

Overview

2024/07/26 08:12:12

Price

0.162 EUR

Difference  -3.57% (-0.01)

General attributes

ISIN	CA09261Q1072
Symbol	BRC
Exchange	Duesseldorf
Currency	EUR
Sector	Energy / Commodities
Security type	Stock
Market cap (m)	43 EUR
Benchmark	S&P/TSX 60 INDEX

Market data

Bid (Bid size)	-
Ask (Ask size)	-
Open	0.162 EUR
High	0.162 EUR
Low	0.162 EUR
Close (prev. day)	0.168 EUR
VWAP	-
Volume (pcs)	0
Trading volume	0.00
Number of trades	3
Last size	0

Futures and Options

Related Futures	-
Related Options	-









5y



Information about previous performance does not guarantee future performance.

Source: FactSet

Recent research

on sector	Date	Headline	Download
	2024/07/26	 Equity Weekly	
	2024/07/24	 Global Equity Ratings	
	2024/07/24	 Aktienempfehlungen Global	
	2024/07/15	 Aktienempfehlungen Global	
	2024/07/12	 Equity Weekly	

Details

2024/07/26 08:12:12

Price

0.162 EUR

Difference  -3.57% (-0.01)

General attributes

ISIN	CA09261Q1072
Symbol	BRC
Exchange	Duesseldorf
Currency	EUR
Sector	Energy / Commodities
Security type	Stock
Market cap (m)	43 EUR
Benchmark	S&P/TSX 60 INDEX

Market data

Bid (Bid size)	-
Ask (Ask size)	-
Open	0.162 EUR
High	0.162 EUR
Low	0.162 EUR
Close (prev. day)	0.168 EUR
VWAP	-
Volume (pcs)	0
Trading volume	0.00
Number of trades	3
Last size	0

Performance and Risk

	6m	1y	3y
Perf (%)	+20.00%	-35.20%	-
Perf (abs.)	+0.03	-0.09	-
Beta	1.90	2.02	1.44
Volatility	82.24	77.54	-

5y



Information about previous performance does not guarantee future performance.
Source: FactSet

Price data

Ø price 5 days Ø volume 5 days (pcs.)	0.171 EUR (0)
Ø price 30 days Ø volume 30 days (pcs.)	0.176 EUR (0)
Ø price 100 days Ø volume 100 days (pcs.)	0.197 EUR (47)
Ø price 250 days Ø volume 250 days (pcs.)	0.193 EUR (151)
YTD High date	0.251 EUR (2024/05/20)
YTD Low date	0.130 EUR (2024/01/18)
52 Weeks High date	0.290 EUR (2023/08/09)
52 Weeks Low date	0.130 EUR (2024/01/18)

All listings for BLACKROCK SILVER CORP.

Exchange 	Date	Time	Price	Trading volume (mio.)	Number of trades
Tradegate	2024/07/26	22:26	0.1735 EUR	0.00	1
TSX Venture Exchange	2024/07/26	21:40	0.255 CAD	0.03	30
Stuttgart	2024/07/26	14:44	0.1685 EUR	0.00	5
Frankfurt	2024/07/26	08:05	0.1525 EUR	0.00	2
FINRA other OTC	2024/07/26	21:57	0.1824 USD	0.02	37

Issues	26					
Duesseldorf	2024/07/26	08:12	0.162	EUR	0.00	3
Berlin	2024/07/26	20:22	0.166	EUR	0.00	13

Company profile

Company Logo



Company Profile

-

Contact Details

BLACKROCK SILVER

--

Telefon: -

Fax: -

E-mail: -