

ADVENTUS MINING CORP.

ISIN: **CA00791E1025** WKN: -

Overview

2024/07/26 08:12:12

Price
0.258 EUR

Difference  12.17% (0.03)

General attributes

ISIN	CA00791E1025
Symbol	ADZN
Exchange	Duesseldorf
Currency	EUR
Sector	Energy / Commodities
Security type	Stock
Market cap (m)	128 EUR
Benchmark	S&P/TSX 60 INDEX

Market data

Bid (Bid size)	-
Ask (Ask size)	-
Open	0.258 EUR
High	0.258 EUR
Low	0.258 EUR
Close (prev. day)	0.23 EUR
VWAP	-
Volume (pcs)	0
Trading volume	0.00
Number of trades	3
Last size	0

Futures and Options




Related Futures	-
Related Options	-

5y



Information about previous performance does not guarantee future performance.
Source: FactSet

Recent research

on sector		
Date	Headline	Download
2024/07/26	 Equity Weekly	
2024/07/24	 Global Equity Ratings	
2024/07/24	 Aktienempfehlungen Global	
2024/07/15	 Aktienempfehlungen Global	
2024/07/12	 Equity Weekly	

Details

2024/07/26 08:12:12

Price

0.258 EUR

 Difference ▲ 12.17% (0.03)

General attributes

ISIN	CA00791E1025
Symbol	ADZN
Exchange	Duesseldorf
Currency	EUR
Sector	Energy / Commodities
Security type	Stock
Market cap (m)	128 EUR
Benchmark	S&P/TSX 60 INDEX

Market data

Bid (Bid size)	-
Ask (Ask size)	-
Open	0.258 EUR
High	0.258 EUR
Low	0.258 EUR
Close (prev. day)	0.23 EUR
VWAP	-
Volume (pcs)	0
Trading volume	0.00
Number of trades	3
Last size	0

Performance and Risk

	6m	1y	3y
Perf (%)	+48.70%	+18.89%	-
Perf (abs.)	+0.08	+0.04	-
Beta	1.20	0.64	1.16
Volatility	100.44	92.27	-

5y



Information about previous performance does not guarantee future performance.
Source: FactSet

Price data

Ø price 5 days Ø volume 5 days (pcs.)	0.234 EUR (0)
Ø price 30 days Ø volume 30 days (pcs.)	0.265 EUR (0)
Ø price 100 days Ø volume 100 days (pcs.)	0.269 EUR (352)
Ø price 250 days Ø volume 250 days (pcs.)	0.220 EUR (639)
YTD High date	0.374 EUR (2024/05/30)
YTD Low date	0.129 EUR (2024/02/29)
52 Weeks High date	0.374 EUR (2024/05/30)
52 Weeks Low date	0.129 EUR (2024/02/29)

All listings for ADVENTUS MINING CORP.

Exchange	Date	Time	Price	Trading volume (mio.)	Number of trades
Tradegate	2024/07/26	22:26	0.283 EUR	0.00	2
TSX Venture Exchange	2024/07/26	21:52	0.4275 CAD	0.09	32
Stuttgart	2024/07/26	14:44	0.276 EUR	0.00	6
Munich	2024/07/26	08:00	0.269 EUR	0.00	2
Frankfurt	2024/07/26	17:33	0.283 EUR	0.01	1

	26						
FINRA other OTC Issues	2024/07/ 26	21:34	0.3014	USD	0.01		6
Duesseldorf	2024/07/ 26	08:12	0.258	EUR	0.00		3
Berlin	2024/07/ 26	20:48	0.275	EUR	0.00		20

Company profile

Company Logo



Company Profile

-

Contact Details

ADVENTUS MINING

--

Telefon: -

Fax: -

E-mail: -